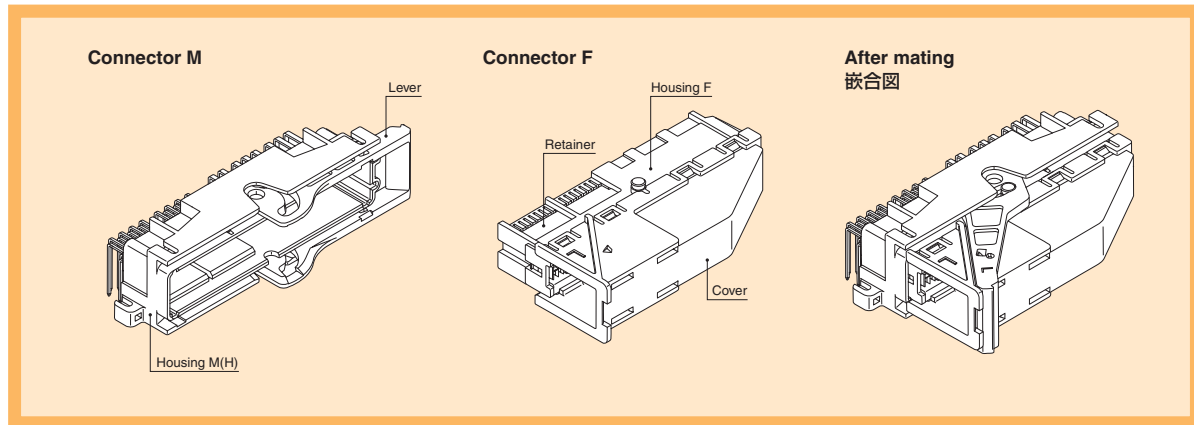


# 91 SERIES

030, 090, 250(0.8 mm, 2.3 mm, 6.6 mm) / HYBRID

Signal circuits and power circuits are accepted simultaneously.  
The multi-way connector uses a lever to lower the inserting force.  
信号回路とパワー回路を混合して使用できます。  
多極のコネクタはレバーを用い低挿入力化を可能としました。

## Structure / 構造



L-06

## Terminal

※ For terminal selection, please contact our sales staff.

※ ターミナル選定にあたっては、必ず弊社営業担当にお問い合わせください。

## Housing (mm)

Material / P.B.T.

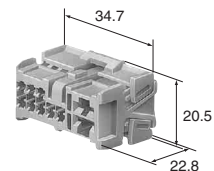
No. of way / ( ) corresponds to 030, 090, 250, in order from left to right.

- Explanation of products name sign.
  - A: A-type (NS: NS-type, M: M-type)
  - 04: Number of way
  - MW: Male (F: Female)
  - Color (W: White, B: Black, BR: Brown, GY: Gray)
- 品名記号の説明

極数 / ( ) 内表示: 左から030極数、090極数、250極数

10way  
(8+2)

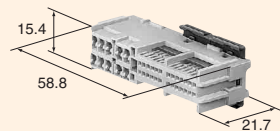
Ref: Terminal part No. [090] ※  
ターミナル参照頁 [250] ※



**F(6098-1715)** NS 08-M 02 FW

36way  
(26+10)

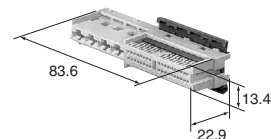
Ref: Terminal part No. [030] ※  
ターミナル参照頁 [090] ※



Cover No. (6911-0462) **F(6098-1027)** A 26 FW-NS 10

40way  
(36+4)

Ref: Terminal part No. [030] ※  
ターミナル参照頁 [250] ※



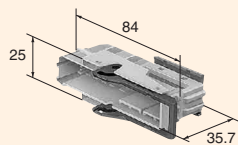
Cover No. (6911-0483)  
Retainer No. (6918-1013) **F(6098-1108)** A 36 FW-M 04

# 91 SERIES

030, 090, 250(0.8 mm, 2.3 mm, 6.6 mm)/HYBRID

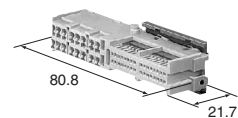
48way  
(32+16)

Ref: Terminal part No. [030] ※  
ターミナル参照頁 [090] ※



**M(6098-1109)** A 32 MW-NS 16

Ref: Terminal part No. [030] ※  
ターミナル参照頁 [090] ※



Cover No. (6911-0442)

**F(6098-1122)** A 32 FW-NS 16

L-07

# 91 SERIES

030, 090, 250(0.8 mm, 2.3 mm, 6.6 mm) / PCB

## Housing (mm)

Material / P.B.T.

Color / Natural

No. of way / ( ) corresponds to 030, 090, 250, in order from left to right.

● Explanation of products name sign.

● 品名記号の説明

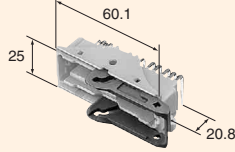
A 04 MW

Color (W: White, B: Black, BR: Brown, GY: Gray)  
 Male (F: Female) H=PCB-type  
 Number of way  
 A-type (NS: NS-type, M: M-type)

極数 / ( ) 内表示: 左から030極数、090極数、250極数

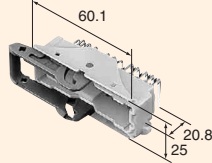
36way  
(26+10)

Connector F part No.  
Fコネクタ品番 (6098-1027)  
Terminal type  
端子タイプ  
26way (030) + 10way (090)



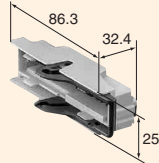
M(6098-1022) A 26 HW-NS 10 L

Connector F part No.  
Fコネクタ品番 (6098-1027)  
Terminal type  
端子タイプ  
26way (030) + 10way (090)



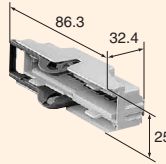
M(6098-1023) A 26 HW-NS 10 R

Connector F part No.  
Fコネクタ品番 (6098-1108)  
Terminal type  
端子タイプ  
36way (030) + 4way (250)



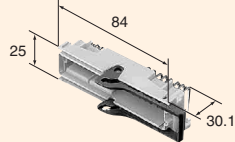
M(6098-1106) A 36 HW-M 04 L

Connector F part No.  
Fコネクタ品番 (6098-1108)  
Terminal type  
端子タイプ  
36way (030) + 4way (250)



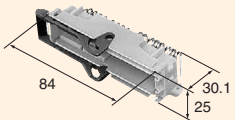
M(6098-1107) A 36 HW-M 04 R

Connector F part No.  
Fコネクタ品番 (6098-1122)  
Terminal type  
端子タイプ  
32way (030) + 16way (090)



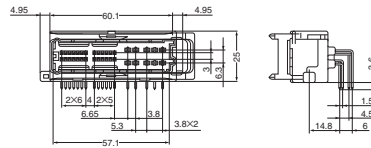
M(6098-1442) A 32 HW-NS 16 L

Connector F part No.  
Fコネクタ品番 (6098-1122)  
Terminal type  
端子タイプ  
32way (030) + 16way (090)

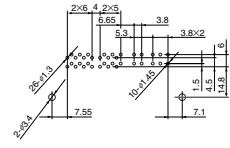


M(6098-1443) A 32 HW-NS 16 R

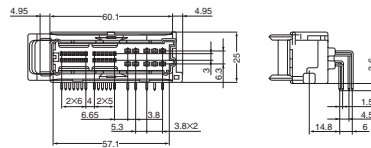
● Dimensional drawing



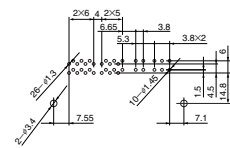
● Mounting drawing



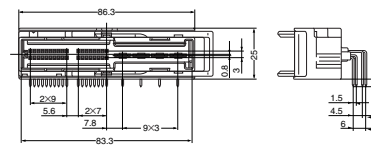
● Dimensional drawing



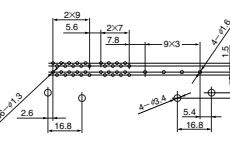
● Mounting drawing



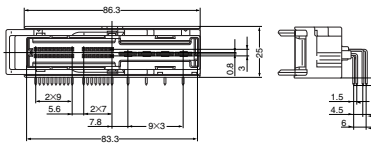
● Dimensional drawing



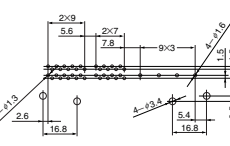
● Mounting drawing



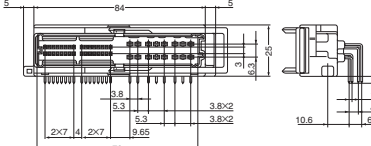
● Dimensional drawing



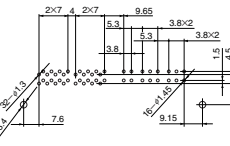
● Mounting drawing



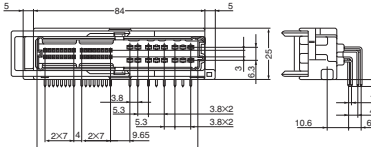
● Dimensional drawing



● Mounting drawing



● Dimensional drawing



● Mounting drawing

