

PART NUMBER	REV	FIRST USED	TERMINATOR	FEED TYPE	DESCRIPTION
1528429-1	A	-	LEADMAKER	MECH POST FEED	CUTS CARRIER
1528429-2	A	-	BENCH	MECH PRE FEED	CUTS CARRIER
1528429-6	A	-	LEADMAKER	MECH POST FEED	CONTINUOUS CARRIER
7-1528429-1	A	-	LEADMAKER	MECH POST FEED	-1 AND SPARE PARTS
7-1528429-2	A	-	BENCH	MECH PRE FEED	-2 AND SPARE PARTS
7-1528429-6	A	-	LEADMAKER	MECH POST FEED	-6 AND SPARE PARTS
7-1528429-7	A	-	-	-	SPARE PARTS KIT

CRIMP DATA MOLEX TERMINAL AMP CRIMP SPECS

TERMINAL NAME: MOLEX PIN AND SOCKET CONTACT.

CRIMP	SIZE	TYPE	RANGE
WIRE	1.57 [0.062 IN]	F	0.35mm ² - 0.50mm ²
INSUL	2.29 [0.090 IN]	0V	1.20-1.80 [0.047-.071 IN]
WIRE STRIP LENGTH	APPL INSTRUCTION		
4.80-5.60 [0.189-.220 IN]	408-8322 & 408-8490		

TERMINAL	FEED
APPL SPEC NONE	9.70 [0.382 IN]

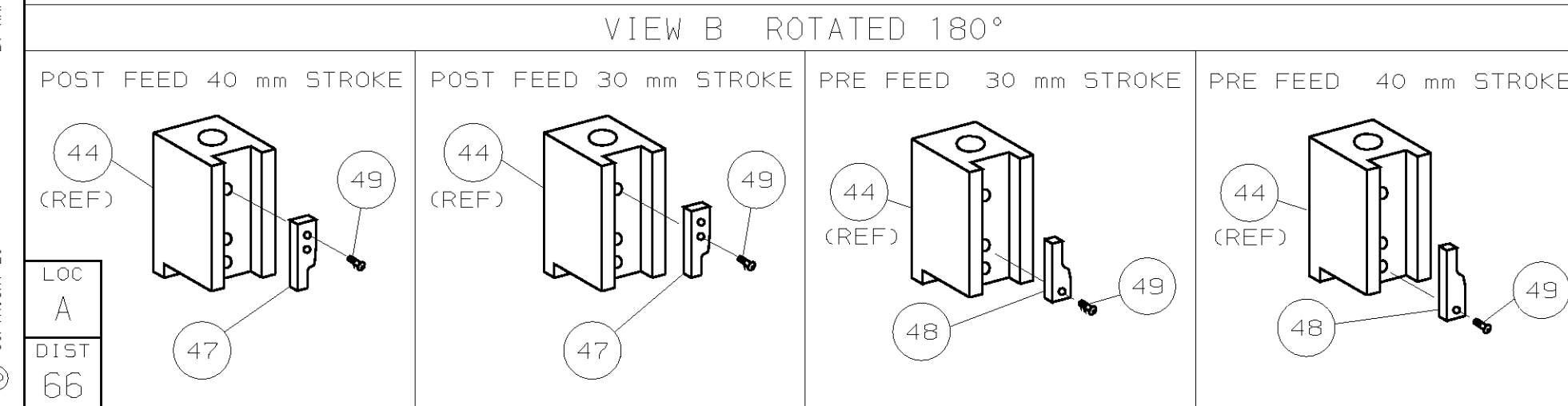
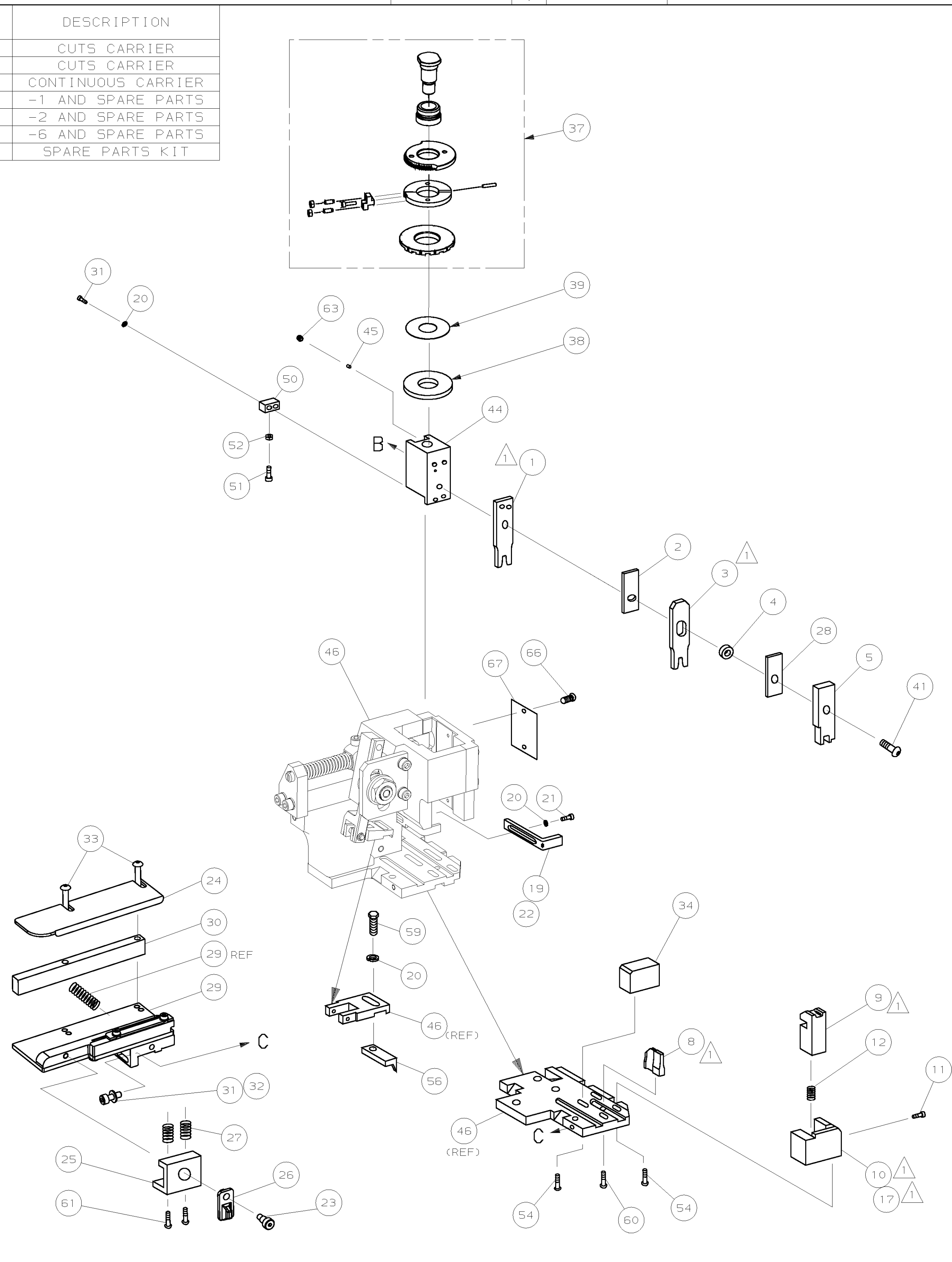
TERMINALS APPLIED

AMP TERM PN	MFR TERM PN			
1572513-1	33088-0007	SOCKET	-	-
1572514-1	33093-0007	PIN	-	-
-	-	-	-	-
-	-	-	-	-
-	-	-	-	-
-	-	-	-	-
-	-	-	-	-
-	-	-	-	-

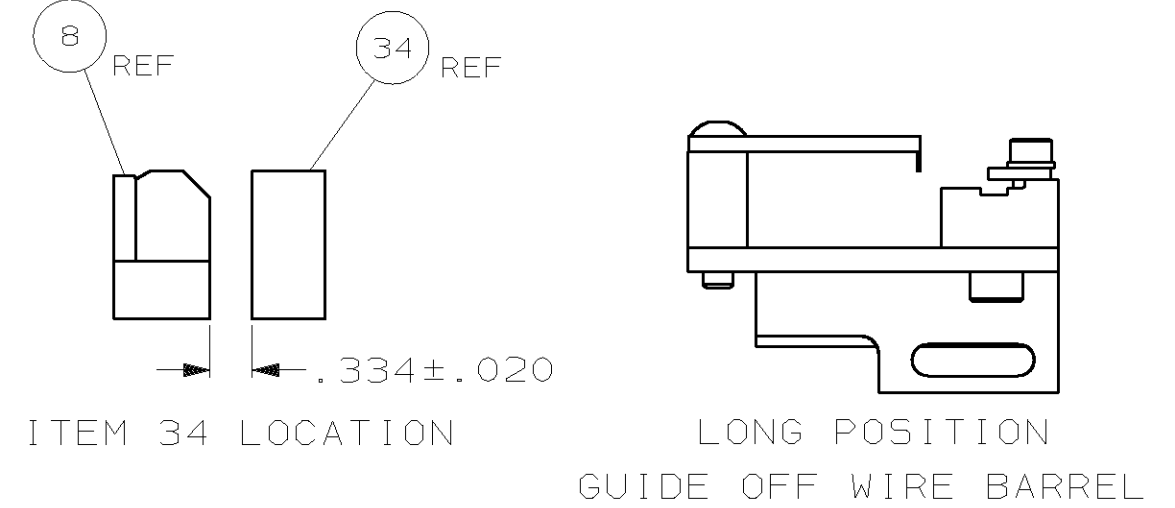
WIRE SIZE	CRIMP HEIGHT	REF SETTING
0.50mm ²	1.12 ±0.05 [0.044 ±0.002 IN]	B6
0.35mm ²	1.02 ±0.05 [0.040 ±0.002 IN]	C4

SET UP GAGE	LAYOUT
458637-3	L1528429

- RECOMMENDED SPARE PARTS.
- 2. GREASE RAM, CAM, CAM FOLLOWER AND FEED ROD LIGHTLY.
- 3. LUBRICATE DAILY PER THE APPLICATOR INSTRUCTION SHEET SUPPLIED WITH THE APPLICATOR.
- CRIMP DATA CALCULATED BY TYCO LTD.



*** WARNING:**
ON INSTALLATION, SET WIRE DISC TO LARGEST WIRE SIZE SETTING. USE OF SETTINGS BELOW MIN REQUIRED CRIMP HEIGHT SETTING WILL CAUSE DAMAGE TO CRIMP TOOLING.



QTY	REQD	PER ASSY	PARTS LIST	DESCRIPTION	ITEM NO			
-	1	1	1	1	1	1528429	PRINT, APPLICATOR LOG SHEET	73
-	1	1	1	1	1	1338705-3	DOCUMENTATION PACKAGE	71
-	1	1	1	1	1			70
-	1	1	1	1	1			69
-	1	1	1	1	1			68
-	1	1	1	1	1	461264-5	PLATE, IDENTIFICATION	67
-	2	2	2	2	2	21017-2	SCR,DRIVE (#2x.19) ID PLATE	66
-								65
-								64
-	1	1	1	1	1	3-18031-0	SCR,SKT SET (M6X6) RAM	63
-								62
-	2	2	2	2	2	1-18024-5	SCR,BHC (M5X25) DRAG	61
-	1	1	1	1	1	18024-7	SCR,BHC (M4X10) ANVIL	60
-	1	1	1	1	1	5-18022-2	SCR,HEX (M4X8) FEED FINGER	59
-								58
-								57
-	1	1	1	1	1	1338685-1	PAWL, FEED	56
-								55
-	4	4	4	4	4	18024-8	SCR,BHC (M4X12) SHEAR HOLDER	54
-								53
-	1	1	1	1	1	18030-1	NUT, HEX (M3) HOLD DOWN	52
-	1	1	1	1	1	811242-5	BUMPER, HOLDDOWN	51
-	1	1	1	1	1	690753-2	SPACER, TONKER	50
-	1	1	1	1	1	18024-3	SCR,BHC (M3X10) CAM	49
-	-	-	-	-	-	1338675-1	CAM, PRE FEED 30 & 40 mm ST	48
-	1	-	1	-	1	1338676-1	CAM, POST FEED 30 & 40 mm ST	47
-	1	1	1	1	1	1320999-3	APPLICATOR BASIC SUBASSY	46
-	1	1	1	1	1	690191-1	PLUG, NYLON	45
-	1	1	1	1	1	1338660-1	RAM	44
-								43
-								42
-	1	1	1	1	1	992285-2	SCR,SHC (M8X25) RAM, LOW HD	41
-								40
-	1	1	1	1	1	690125-1	SHIM SUBASSY	39
-	1	1	1	1	1	469367-8	SPACER, FINE ADJUST	38
-	1	1	1	1	1	879103-3	FINE ADJUST HEAD SUBASSY	37
-								36
-								35
-	1	1	1	1	1	1320934-6	SUPPORT, TERMINAL	34
-	2	2	2	2	2	1-18024-0	SCR,BHC (M4X20) STRIP GUIDE	33
-	1	1	1	1	1	18027-2	WASHER, FLAT (M4)	32
-	3	3	3	3	3	1-18023-2	SCR,SKT CAP (M4X12) MOUNT BLOCK	31
-	1	1	1	1	1	1320908-4	SPACER, STRIP GUIDE	30
-	1	1	1	1	1	1633073-4	STRIP GUIDE PLATE ASSY	29
-	1	1	1	1	1	455888-4	SPACER, FRONT SHEAR DEP	28
-	2	2	2	2	2	1-22284-0	SPRING, DRAG	27
-	1	1	1	1	1	356835-1	LEVER, DRAG RELEASE	26
-	1	1	1	1	1	240792-1	DRAG, TERMINAL	25
-	1	1	1	1	1	1320928-1	PLATE, STRIP GUIDE	24
-	1	1	1	1	1	980371-4	SCR,SHC SHLD	23
-	1	-	1	-	1	690472-2	STRIPPER	22
-	1	1	1	1	1	1-18023-1	SCR,SHC (M4X10) STRIPPER	21
-	4	4	4	4	4	18025-2	WASHER, LOCK (M4) STRIPPER	20
-	-	1	-	-	1	690472-1	STRIPPER	19
-								18
-	1	-	-	1	-	1338684-1	HOLDER, SHEAR, FRONT (NO-CUT)	17
-								16
-								15
-								14
-								13
-	1	1	1	1	1	5-22280-0	SPRING, SHEAR	12
-	1	1	1	1	1	356885-4	STOP, SHEAR	11
-	-	1	1	-	1	1320921-1	HOLDER, SHEAR, FRONT (CUT)	10
-	1	1	1	1	1	1-462006-2	SHEAR, FLOAT (FRONT)	9
-	1	2	2	2	2	6-1333202-7	ANVIL	8
-								7
-								6
-	1	1	1	1	1	2-455889-0	DEPRESSOR, SHEAR (FRONT)	5
-	1	1	1	1	1	238011-4	SPACER, BLOCK CRIMPER	4
-	1	2	2	2	2	1-854830-4	CRIMPER, INSULATION	3
-	1	1	1	1	1	1-455888-2	SPACER, CRIMPER	2
-	1	2	2	2	2	3-456403-8	CRIMPER, WIRE	1

QTY	REQD	PER ASSY	PARTS LIST	DESCRIPTION	ITEM NO					
-	77	-76	-72	-71	-6	-2	-1	PART NO	DESCRIPTION	ITEM NO
REVISION OF EACH ASSY NO (WHEN BLANK, USE DWG REVISION)										
DIMENSIONS: mm [INCHES] MATL										
DO NOT SCALE PRINT.										
TOLERANCES UNLESS OTHERWISE SPECIFIED:										
1 PLC DEC ±										
2 PLC DEC ±										
3 PLC DEC ±										
ANGLES ±										
SURF TEXTURE:										
REMOVE BURRS, BREAK SHARP EDGES RO.38 MAX										
DR L.OFTHOUSE 15JUN04 APP F.BACKHURST 15JUN04										
CHK - REL 28-07-04 M.CLIFFORD										
NAME FINE ADJ SIDE FD HD-I APPL MACHINE REF HD-I APPL										
SCALE - DWG NO 1528429 SHEET REV 1 OF 1 A										
CASE CODE 00779 CUSTOMER AND ASSEMBLY DRAWING										

THIS DRAWING IS A CONTROLLED DOCUMENT.

LAYOUT L1528429

RELEASED FOR PUBLICATION BY AMP INCORPORATED. ALL RIGHTS RESERVED.

THIS DRAWING IS UNRELEASED. © COPYRIGHT 20