DO NOT SCALE

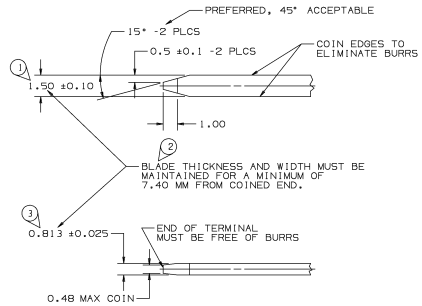

MATERIAL SPECIFICATIONS

RECOMMENDED

BASE METAL - CDA-210, GILDING EXTRA SPRING TEMPER

PLATING - 0.0050±0.0025 MM THICK TIN

MINIMUMS

ELECTRICAL CONDUCTIVITY - ≥ 20% IACS AT 20°C. USE OF A MATERIAL WITH CONDUCTIVITY < 20% IACS MUST BE APPROVED BY PACKARD ELECTRIC MATERIALS ENGINEERING.

TENSILE STRENGTH - 407 MPa

PLATING - FOR LOW ENERGY (≤5v) AND NON-PASSENGER COMPARTMENT POWER CIRCUITS, 0.0050±0.0025 MM THICK TIN. FOR MATERIALS CONTAINING 10% OR MORE ZINC, AN UNDERPLATE OF COPPER 0.0050±0.0025 MM THICK IS REQUIRED.

MATING BLADE INFORMATION

SCALE 8:1

SNOWCONE CHARACTERISTICS		
"◇" DENOTES DIMENSIONS AND CHARACTERISTICS THAT ARE IMPORTANT TO THE FUNCTION AND/OR PROCESSING OF THE PART THAT HAVE SPECIAL ACCEPTANCE CRITERIA FOR PRODUCTION APPROVAL.	TOTAL ON DRAWING	19
	LAST NO. USED	19

DATE	SYM	REVISION RECORD	AUTH	DR	CK
02FE94	—	12059870 - ADDED TO TAXI			
		FROM SEPARATE DWG - REV.			
		REMAINS AT "A"	157861	JS	JS
02FE94	—	12162144 - RELEASED TO			
		REV. "A"	940005	JS	JS
02FE94	—	12059870 - OBSOLETE	940005	JS	JS
12MY94	—	CREATED SHEET 2	160647	RSBMF	
12OC94	—	ALL PARTS-ADDED ALT.			
		LOCK ARM CONSTRUCTION:			
		NO REV UPDATE REQ'D	163095	JOSDLB	
29JN95	—	ADDED NOTE #6	167523	MRGMVA	
31JL96	—	12186694 - RELEASED TO			
		REV "A" - REVISED NOTE			
		#6	960005	RPORPO	
16JA97	—	12186953 - RELEASED TO			
		REV "A" - REVISED NOTE 1	970005	SMBJVS	
21JA98	—	15324263 - RELEASED TO			
		REV "A"	980005	AMJIB	
15DE98	—	ALL PARTS - ADDED TYPE			
		LABELS - OBSOLETE PARTS			
		REMAINS OBSOLETE - NO			
		REV UPDATE REQ'D	188808	SMCGMC	

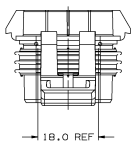

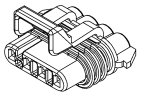

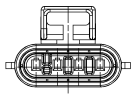

TYPE 101

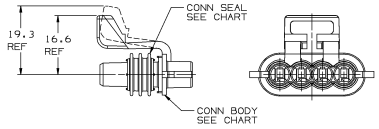

PREFERABLE LOCK ARM CONSTRUCTION

NOTES:

1. UNLESS OTHERWISE SPECIFIED AND/OR INDICATED:
   DIMENSIONS ARE TO FACE OF VIEW SHOWN AND AUTOMATICALLY ROUNDED BY COMPUTER FOR INSPECTION. (SEE MATH MODEL FOR PRECISE DIMENSION)
   FOR ALL OTHER DIMENSIONS NOT SHOWN BUT REQUIRED FOR TOOL BUILD, SEE MATH MODEL FOR PRECISE TOOL PATH DATA.
2. MATING COMPONENTS:
   CONNECTOR USE 12162102 OR EQUIVALENT
   TERMINALS-
   CAVITIES USE 12048074 TERMINAL OR EQUIVALENT
   ASSEMBLY USE 12048086 CABLE SEAL OR EQUIVALENT
   ASSEMBLY USE 12047948 SECONDARY LOCK OR EQUIVALENT
   ASSEMBLY USE 12020833 CONNECTOR POSITION ASSURANCE OR EQUIVALENT
3. WHEN PARTS ARE SHIPPED, THEY MUST BE PACKED IN PLASTIC BAGS OR SHIPPING CONTAINERS MUST BE LINED WITH PLASTIC LINERS. BAGS OR LINERS MUST BE SEALED TO AVOID ENTRY OF FOREIGN MATTER.
4. SEALING CODE 3
   DESIGN WILL PASS SALT FOG AND IMMERSION TEST AFTER CONDITIONING AS SPECIFIED IN ESA-644 (WEATHER-PACK), ESA -710 (METRI-PACK), ESA-650 (UNDERHOOD MICRO PACK), C-4006 (WORLD CONNECTOR), ETC. - WHEN MATED TO MATING PART OR EQUIVALENT
5. CONNECTOR ENGAGE FORCE CODE
6. FOR PART NUMBERS WITH ADHESIVE, USE PM003510 OR ADHESIVE APPROVED BY MATERIALS ENGINEER TO GLUE CONNECTOR SEAL TO CONNECTOR.

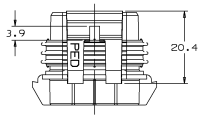

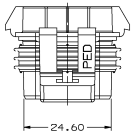

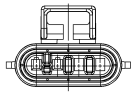

TYPE 102

SAME AS TYPE 101 EXCEPT AS SHOWN

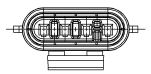

TYPE 103

SAME AS TYPE 101 EXCEPT AS SHOWN

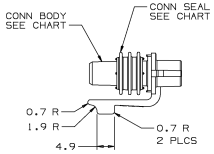

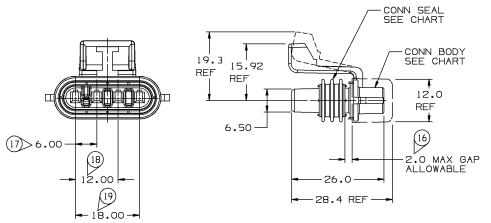

ALTERNATE LOCK ARM CONSTRUCTIONS

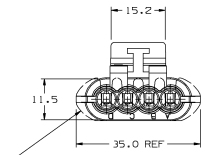

THE SECONDARY LOCK IS NOT PART OF THE CONNECTOR AND SEAL ASSEMBLY. IT IS SHOWN TO SHOW THE OVERALL SIZE OF THE CONNECTION.

ALTERNATE I

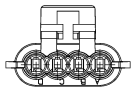

ALTERNATE II

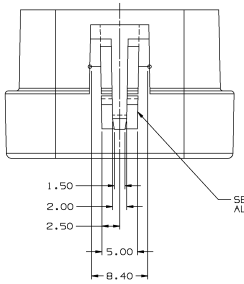

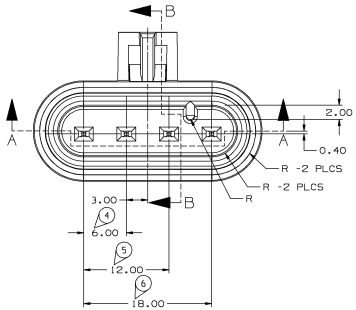

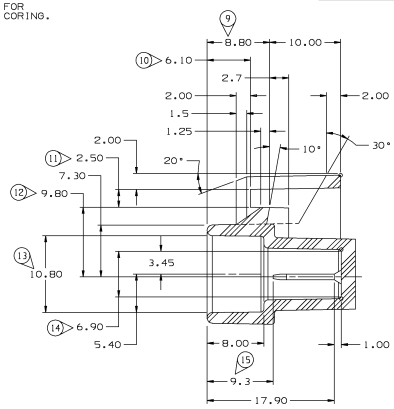

SECTION B-B

PART NO 1216 2152

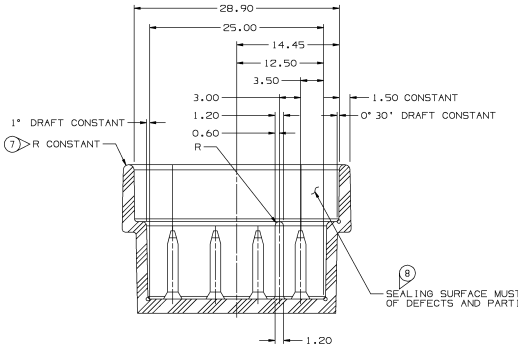

SECTION A-A

NOTES:

1. UNLESS OTHERWISE SPECIFIED AND/OR INDICATED:
   DIMENSIONS ARE TO FACE OF VIEW SHOWN AND AUTOMATICALLY ROUNDED BY COMPUTER FOR INSPECTION. (SEE MATH MODEL FOR PRECISE DIMENSION)
   FOR ALL OTHER DIMENSIONS NOT SHOWN BUT REQUIRED FOR TOOL BUILD, SEE MATH MODEL FOR PRECISE TOOL PATH DATA.
   ALL RADII 0.40
   DRAFT IS 1° ON ALL OUTSIDE SURFACES
2. RECOMMENDED MATERIAL - GLASS FILLED NYLON OR POLYESTER.
3. WHEN USING THIS INFORMATION FOR A NEW DESIGN, REQUEST THE LATEST COPY OF THIS PRINT FROM PACKARD ELECTRIC DIVISION.

MATING CONNECTOR INFORMATION

SCALE 4:1

PART NO 1216 2152

PART NO WITH ADHESIVE	REV	STATUS	TYPE	PART NO WITHOUT ADHESIVE	REV	STATUS	CONN BODY	CONN SEAL	REPLACED BY
			103	15324263	A		15324262	12047949	
			102	12186953	A		12186952	12047949	
12186694	A		101	12162144	A		12162143	12047949	
			101	12059870	A	OBSOLETE	12059869	12047949	12162144

DELPHI PACKARD ELECTRIC SYSTEMS
WARREN, OHIO 44486

DRAWING TYPE	DETAIL/CPAD/PID
OTHER DRAWINGS AVAILABLE	
Ulgraphics III	THIRD ANGLE PROJECTION
METRIC	DIMENSIONS ARE IN MILLIMETERS UNLESS OTHERWISE SPECIFIED
TOLERANCES UNLESS OTHERWISE SPECIFIED DECIMAL± ANGULAR± 2°	ONE PLACE ±0.3 TWO PLACE ±0.15
CODE NO 6900	GC -C-5110
DESIGN NADASKY 02FE94	
DWG DATE 02FE94	DR JOE SUDIK 02FE94
SCALE 2:1	CK JOE SUDIK 02FE94
REFERENCE NO	APPR K.D. MURPHY 28MY94
	VOL CM³
MATERIAL SPEC	SEE DRAWING
NAME	TAXI ASM CONN 4F M/P 150
PART NUMBER	1216 2152 SHEET 1 OF 2
SIZE	A0