SYMBOL DEFINITION		
A DIMENSION WITHOUT AN INSPECTION REPORT SYMBOL (□) DOES NOT REQUIRE INSPECTION. IT MAY BE CONTROLLED ON THE INDIVIDUAL COMPONENT DRAWING.	TOTAL NO OF INSPECTIONS REQUIRED	7
	LAST NO. USED	6

MISSING SYMBOLS
NO MISSING SYMBOL NUMBER

DWG STATUS DATE	STG	REV	N/P	CHG	ZONE	REVISION HISTORY	AUTH	DR	APVD1	APVD2	APVD3
03OC02	R	01	-	-		ALL PARTS - RELEASED	231066	JHN	FRB	WBD	
16DE02	R	02	-	-		ALL PARTS - UPDATED PDM ATTRIBUTES	234651	TLD	TLD	MDB	M
12MY03	R	03	-	-		ALL PARTS - REVISED PDM ATTRIBUTES	240904	CJP	CJP	CD	
02FE04	R	04	-	-		15487232 - RELEASED ALL PARTS - UPDATED ASM	250348	MAC	MAC	LMN	
14AP04	R	05	-	-		REVISED 15487232 - PLR WAS 15335989	254051	LLJ	LLJ	LMN	
20AP04	R	06	-	-		15487232 - MATING CONFIG. WAS 15336018	254217	ADK	ADK	LMN	
07JN04	R	07	-	-		ADDED TYPE 105	255733	LLJ	LLJ	LN	
16AU04	-	08	-	-		TOLERANCE ON DIM #5 WAS ±0.15	258092	AKJ	AKJ	LMN	
04OC04	R	09	-	-		ALL PARTS - ADDED CAVITY PLUG TO NOTES; 15487232 WAS TYPE 104, 15497504 WAS TYPE 105; ADDED PARTS 13512989 AND 13512990 - RELEASED	259829	RH	RH	TV	
08AP05	R	10	-	-		ALL PARTS - ADDED "SAE/USCAR" NOTE, REVISED MATING CONFIG. PART NUMBERS	266886	ADK	ADK	LMN	
16MR06	R	11	-	-		13577140 & 13577141 - RELEASED	277700	CJP	CJP	TAV	
03AP07	R	12	-	-		15449028 - UPDATED PDM ATTRIBUTES	400955	RMG	FRB	JSG	
10DE10	R	13	-	-		13842193 - RELEASED; ALL PARTS - ADDED ADHESIVE NOTE	412863	MEA	FRE	MEA	
10SE12	R	14	-	-		REVISED GRAPHICS	417355	AAS	SJS	AAS	
19SE12	R	15	-	-		13842193 - UPDATED THE USE OF ADHESIVE AND ADDED PART NUMBER WITH ADHESIVE COLUMN ON CHART	419683	JFF	SJS	JFF	

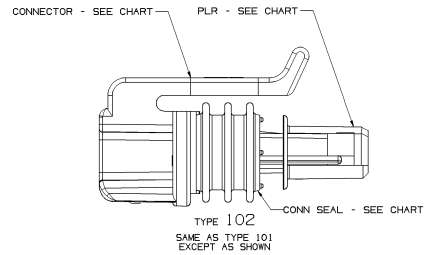

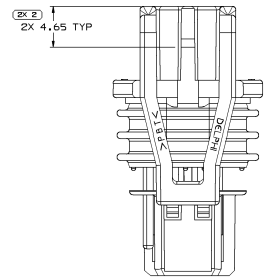

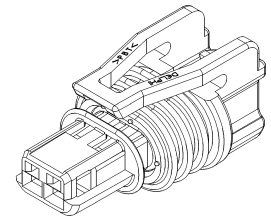

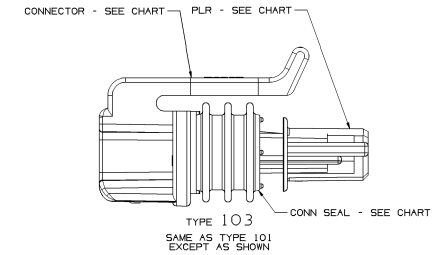

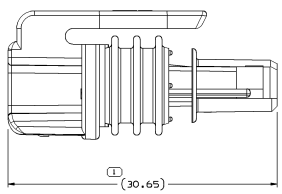

TYPE 101

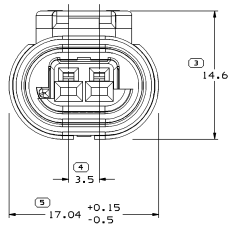

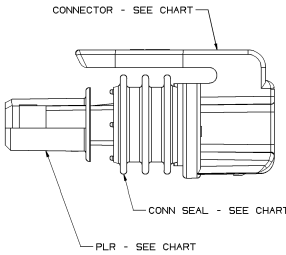

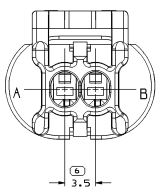

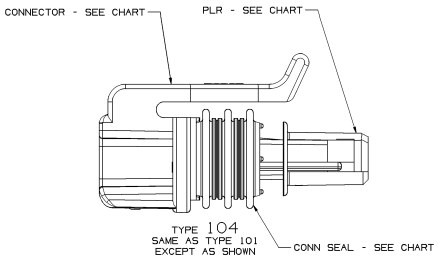

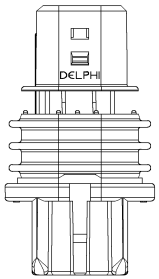

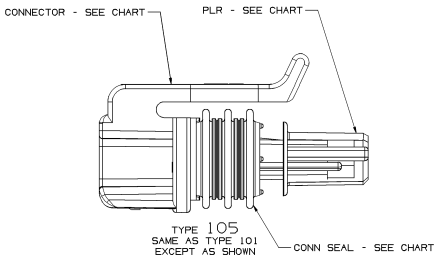

NOTES

1. UNLESS OTHERWISE SPECIFIED AND/OR INDICATED:

   DIMENSIONS ARE TO FACE OF VIEW SHOWN AND AUTOMATICALLY ROUNDED BY COMPUTER FOR INSPECTION (SEE MATH MODEL FOR PRECISE DIMENSIONS). FOR ALL OTHER DIMENSIONS NOT SHOWN BUT REQUIRED FOR TOOL BUILD, SEE MATH MODEL FOR PRECISE TOOL PATH DATA.

2. THIS PRODUCT IS NOT CATEGORIZED AS AN APPEARANCE ITEM. MINOR IMPERFECTIONS INCLUDING, BUT NOT LIMITED TO, FLOW MARKS, COLOR BLEMISHES, GATE VESTIGE, AND SOFT FLASH THAT DO NOT AFFECT THE FIT, FORM, OR FUNCTION OF THE PART ARE PERMISSIBLE PER DPNP-4.7-CS-01.

3. THIS CONNECTION MEETS OR EXCEEDS SAE/USCAR-2 MAY 2004. SECTION 5.4.1.4 TERMINAL DISENGAGE CRITERIA WITH THE APPLICATION OF A TERMINAL POSITION ASSURANCE (TPA) SECONDARY LOCK.

4. FOR PART NUMBER WITH ADHESIVE, USE M3510001 OR ADHESIVE APPROVED BY MATERIALS ENGINEERING TO GLUE CONNECTOR SEAL TO CONNECTOR.

5. FOR APPLICATION DATA SEE THE INDIVIDUAL APPLICATION DRAWINGS.

PART NO WITH ADHESIVE	REV	N/P	PART NO WITHOUT ADHESIVE	REV	N/P	TYPE	CONNECTOR	PLR	CONN SEAL
-	-	-	13577141	01	AA	105	15449024	15335989	13511248
-	-	-	13577140	01	AA	105	15487233	15335989	13511248
-	-	-	13512990	01	AB	104	15487233	15336006	13511248
-	-	-	13512989	01	AB	104	15449024	15336006	13511248
-	-	-	15497504	01	AD	103	15487233	15335989	12040750
-	-	-	15487232	02	AE	102	15487233	15336006	12040750
-	-	-	15449027	02	AF	103	15449024	15335989	12040750
13842193	01	AB	15449028	02	AG	102	15449024	15336006	12040750
-	-	-	15449029	02	AF	101	15449025	15336006	12040750

DIMENSIONAL RANGE (MM)									
FROM	> 0	> 20	> 30	> 70	>100	>150	>200	>250	>300
TO	20	30	70	100	150	200	250	300	400
TOLERANCE UNLESS OTHERWISE SPECIFIED									
±0.15	±0.2	±0.3	±0.4	±0.5	±0.6	±0.8	±1	±1.2	
ANGULAR TOLERANCE ±0°									

(N/A) PROCESS SENSITIVE DIMENSION

DIMENSIONS ENCLOSED IN ( ) INDICATE REFERENCE DIMENSIONS AND NO TOLERANCE LIMITS ARE ESTABLISHED

REFERENCE

THIRD ANGLE PROJECTION

DO NOT SCALE

USE MATH DATA

NX

A - THE DRAWN THROUGH A PART NUMBER INDICATES THAT PHYSICAL PARTS ARE NOT AVAILABLE FOR ORDERING.

PART NUMBERS THAT DO NOT HAVE THE PREFIXED INDICATE THAT PHYSICAL PARTS ARE AVAILABLE FOR ORDERING.

CONTACT DELPHI SALES TO ASSURE AVAILABILITY OF PARTS.

DWG TYPE: PART DRAWING

STYLE

VOLUME (CM³)

DISTRI CODE

UNLESS OTHERWISE SPECIFIED

THIS DOCUMENT IS IN ACCORDANCE WITH ASME Y14.5M-1994 AS AMENDED BY THE GM GLOBAL DIMENSIONING AND TOLERANCING AGREEMENT-391. SEPARATE PATTERNS OF FEATURES MAY BE SHARED SEPARATELY REGARDLESS OF DATUM REFERENCE.

ALL DIMENSIONS ARE IN MILLIMETERS

DELPHI
DELPHI PACKARD ELECTRICAL/ELECTRONIC ARCHITECTURE
WARREN, OH
COPYRIGHT 2002 DELPHI CORPORATION AND/OR ITS AFFILIATES.
ALL RIGHTS RESERVED.
REVISED YEARS:
THIS DRAWING IS THE PROPERTY OF DELPHI CORPORATION. THE REPRODUCTION, DISTRIBUTION AND UTILIZATION OF THIS DOCUMENT AND THE INFORMATION CONTAINED IN IT IS NOT TO BE COMMUNICATED TO ANY CONTENT TO OTHERS, WITHOUT EXPRESS AUTHORIZATION IS PROHIBITED.

	DATE
DR	
APVD1 JOSE HDEZ NOVOA	03OC02
APVD2 FCO. RESENDIZ	04OC02
APVD3 MATTHEW BRUMBACH	07OC02
APVD4	
APVD5	

SUBSTANCES OF CONCERN AND RECYCLED CONTENT PER DELPHI (094900)

MATERIAL: SEE DRAWING

DRAWING NAME: TAXI ASM CONN F GT 150 SLD

DRAWING NUMBER: 15449030

SIZE	SCALE	FRAME NO	SHEET NO	STG	REV	N/P
A0	5:1	1 OF 1	1 OF 1	R	15	-

User: SJS25
Date: 22-Sep-12 Time: 12:24
Filename: 15449030.DRW
Version: 15