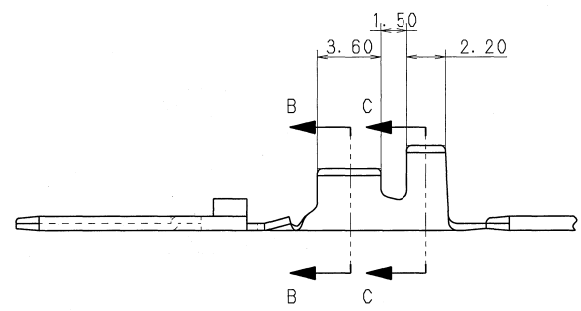
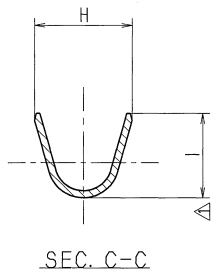
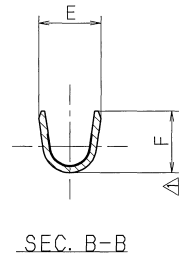
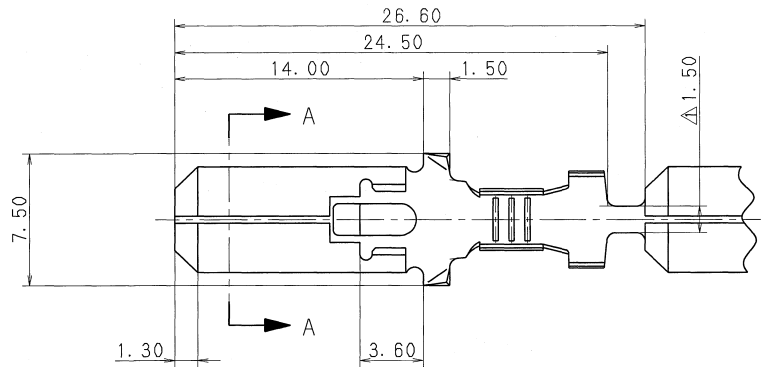
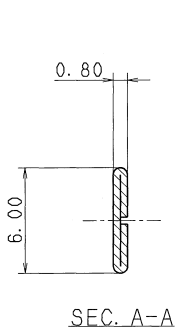


△	PART NUMBER	WIRE SIZE	E	F	H	I	REMARK
	7114-2251	AV 0.85~2	3.6	3.5	5.5	4.8	
	7114-2252	AV 3	4.7	4.5	6.5	5.9	
	7114-2251-02	AV 0.85~2	3.6	3.5	5.5	4.8	TIN PLATED
	7114-2252-02	AV 3	4.7	4.5	6.5	5.9	TIN PLATED



△ 注記
1. かん合相手品番: 7116-2641 ETC.

△ NOTE
1. MATING PART NO.: 7116-2641 ETC.

ISSUE MARK

LET	DATE	REVISION RECORD	NO.	CHKD
△	13.02.19	CHANGED MATERIAL INDICATION	C13-Z091	J. B
△	93.11.09	ADDED NOTE ETC.	C93-7090	Y. I
-	88.04.14	NEW	8MC-0448	M. H

GENERAL TOLERANCE							
	10MAX	50MAX	100MAX	250MAX	2500VR	ANGLE	
A	±0.15	±0.2	±0.3	±0.5	±0.75	±30'	
B	±0.2	±0.3	±0.55	±0.95	±1.4	±30'	
◎	±0.3	±0.5	±0.8	±1.4	±2	±30'	
SPECIFIED						MASS	g

CUSTOMER		CUSTOMER PART NO.		CUSTOMER DWG NO.		MATL. SPEC.	△ BRASS (t=0.4)	TREAT. & FIN.
OFFICE		VENDOR		TRIAL PART NO.		NAME 250 TERMINAL MALE		
VENDOR NO.		DWG TYPE		DWG SOURCE		DWG DATE		UNIT
R		N E W		88.04.14		mm		5/1
APPROVED		CHECKED		CHECKED		DESIGN		ANGLE
K. SUZUKI						H. HARADA		3
13.02.19						J. BUTALON		PART NO. 7114-2251 ETC.
								DWG NO. 7114-2251:R
								YAZAKI CORPORATION

1

2

3

4

5