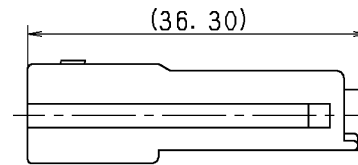
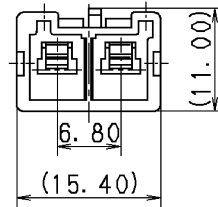
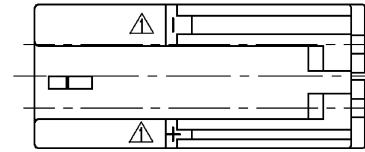


注記

- 1. かん合相手品番 : 7123-1923-30
- 2. 適用端子品番 : 7114-1230, 7114-1231
- △ 3. 適用リヤホルダ品番 : 7157-6822

NOTES

- 1. MATING PART NO. : 7123-1923-30
- 2. APPLICABLE TERMINAL NO. : 7114-1230, 7114-1231
- △ 3. APPLICABLE REAR HOLDER NO. : 7157-6822



△	11.01.21	CHANGED PART NAME	C11-ZA38	J. G																	
△	01.06.15	ELIMINATE REAR HOLDER COLOR NO.	C01-X575	H. Y	CUSTOMER				MATERIAL SPEC.		PA66 (BLACK)		TREAT. & FIN.						ISSUE MARK		
△	99.06.14	CHANGED NOTE	C99-L830	O. S	CUSTOMER PART NO.		CUSTOMER DWG NO.														
△	89.11.22	ADD. THE STAMP	C89-7550	M. K																	
△	89.09.08	NEW	C89-L968	Y. Y	OFFICE		TRIAL PART NO.														
LET	DATE	REVISION RECORD	NO.	CHKD	VENDOR																
GENERAL TOLERANCE																					
	10MAX	50MAX	100MAX	250MAX	250OVR	ANGLE	ECCENT	DWG TYPE	DWG SOURCE	DWG DATE	UNIT	SCL	ANGLE	PART NO.	7122-1923-30						
A	±0.15	±0.2	±0.3	±0.5	±0.75	±30'	0.1	R	NEW	89.09.08	mm	2:1	3	CH. CODE	7122-1923-30						
B	±0.2	±0.3	±0.55	±0.95	±1.4	±30'	0.1	APPROVED	CHECKED	CHECKED	DESIGN	DRAWN	DWG NO.	7122-1923-30:R		SET DWG NO.					
C	±0.3	±0.5	±0.8	±1.4	±2	±30'	0.15	S. MIZUSE	---	R. DE GUZMAN	K. SAKURAI	J. GAMBOA	YAZAKI CORPORATION								
SPECIFIED																					
MASS																					
11.01.21																					
11.01.21																					
84.12.07																					
11.01.21																					

1

2

3