

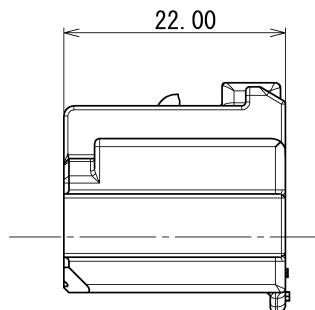
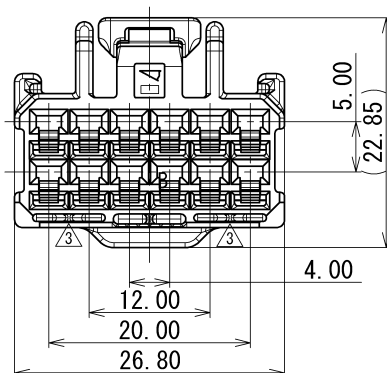
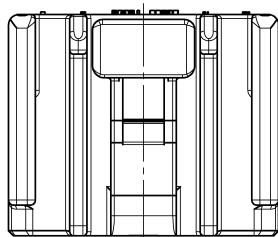
1

2

3

GENERAL TOLERANCE											
	10 MAX	50 MAX	100 MAX	250 MAX	250 OVR	R5 MAX	R10 MAX	R20 MAX	R20 OVR	ANGLE	ECCENT
A	±0.15	±0.2	±0.3	±0.5	±0.75	±0.2	±0.3	±0.5	±2.5	±3°	0.1
B	±0.2	±0.3	±0.55	±0.95	±1.4					±3°	0.1
C	±0.3	±0.5	±0.8	±1.4	±2					±3°	0.15

PART NO. AND CH. CODE	MATERIAL	COLOR
7183-2416, A (7B83-2416, A)	PBT	NATURAL
7183-2416-40, A	PBT	LIGHT GRAY
7183-2416-90, A	PBT	BLUE
7183-2416-30, A	PBT	BLACK



注記

1. かん合相手品番 : 7182-4941, 7182-4942-30
2. 取扱説明書NO. YPES-15-408
3. () 内品番は、エアバッグ (A/B) 回路及び特別管理回路に使用する時に適用すること。

NOTES

1. MATING PART NO. : 7182-4941, 7182-4942-30
2. HANDLING MANUAL NO. YPES-15-408
3. PART NUMBERS IN PARENTHESIS SHALL BE USED FOR AIR BAG (A/B) CIRCUITS AND OTHER CIRCUITS DESIGNATED FOR SPECIAL MONITORING.

ISSUE MARK

10/12/08	CHANGED PART NAME, ETC.	C10-ZB29	K. K	CUSTOMER	MATL. SPEC.	SEE TABLE	TREAT. & FIN.
06/01/09	ADDED COLOR PART NO.	C06-Z025	T. K	CUSTOMER PART NO.	CUSTOMER DWG NO.		
05/08/01	ADDED A/B PART NO., ETC.	C05-ZA78	K. W	OFFICE	TRIAL PART NO.	NAME HLC 2.3 II 12P HOUSING FEMALE	
03/08/06	NEW, A	C03-X492	E. F	VENDOR			
LET	DATE	REVISION RECORD	NO.	CHKD	VENDOR NO.		
GENERAL TOLERANCE				DWG TYPE	DWG SOURCE	DWG DATE	UNIT
A	±0.15	±0.2	±0.3	±0.5	±0.75	±30'	0.1
B	±0.2	±0.3	±0.55	±0.95	±1.4	±30'	0.1
C	±0.3	±0.5	±0.8	±1.4	±2	±30'	0.15
SPECIFIED				MASS	DWG TYPE	DWG SOURCE	DWG DATE
					R	NEW	03/08/06
				APPROVED	CHECKED	CHECKED	DESIGN
				M. FUKUDA	O. SUGIYAMA	K. KIDA	E. FUKUDA
				10/12/08	10/12/08	10/12/08	02/09/11
							10/12/08
				PART NO. 7183-2416 ETC. (7B83-2416, A)			
				DWG NO. 7183-2416:R			
				SET DWG NO.			
				YAZAKI CORPORATION			

1

2

3