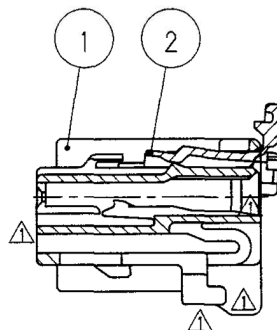
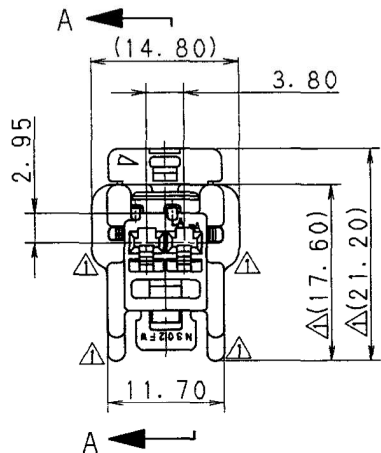
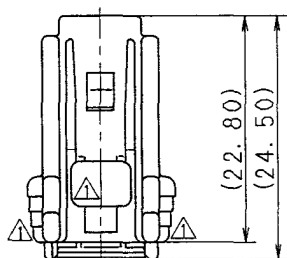


SUB ASSEMBLY PART NO. AND CH. CODE	NO.	PART NO. AND CH. CODE	MATERIAL	COLOR	QTY.
7223-6710. $\square$	①	7123-6710	PBT	NATURAL	1
	②	7157-6131-30	PP	BLACK	1



SEC. A-A



注記

- 1. 嵌合相手品番 : 7222-6710
- 2. 適用端子品番 : 7116-1820-02 ETC.

NOTES

- 1. MATING PART NO. : 7222-6710
- 2. APPLICABLE TERMINAL NO. : 7116-1820-02 ETC.

ISSUE MARK

				CUSTOMER		MATL. SPEC.		TREAT. & FIN.							
				CUSTOMER PART NO.		SEE TABLE									
				CUSTOMER DWG NO.		NAME									
				OFFICE		NS TYPE CONNECTOR HOUSING									
				TRIAL PART NO.		2P SUB ASSEMBLY FEMALE									
LET	DATE	REVISION RECORD	NO.	CHKD	VENDOR										
GENERAL TOLERANCE					VENDOR NO.										
	10MAX	50MAX	100MAX	250MAX	2500VR	ANGLE	ECCENT	DWG TYPE	DWG SOURCE	DWG DATE	UNIT	SCL	ANGLE	PART NO.	
A	$\pm 0.15$	$\pm 0.2$	$\pm 0.3$	$\pm 0.5$	$\pm 0.75$	$\pm 30'$	0.1	R	NEW	93.04.29	mm	2/1	3	7223-6710. $\square$	
B	$\pm 0.2$	$\pm 0.3$	$\pm 0.55$	$\pm 0.95$	$\pm 1.4$	$\pm 30'$	0.1	APPROVED	CHECKED	CHECKED	DESIGN	DRAWN		DWG NO. 7223-6710:R	
C	$\pm 0.3$	$\pm 0.5$	$\pm 0.8$	$\pm 1.4$	$\pm 2$	$\pm 30'$	0.15				M. TSUJI	YOSHIDA		SET DWG NO.	
SPECIFIED					MASS	g		99.04.20		99.04.16	99.04.12	93.02.09	99.04.08	YAZAKI CORPORATION	