

1

2

3

TABLE 1

YAZAKI SUB ASSEMBLY PART NO.	NO.	YAZAKI PART NO.	MATERIAL	COLOR	QTY.
7282-1026 ETC.	①	SEE TABLE 2	HPA	SEE TABLE 2	1
	②	7158-4015	HPA	NATURAL	1

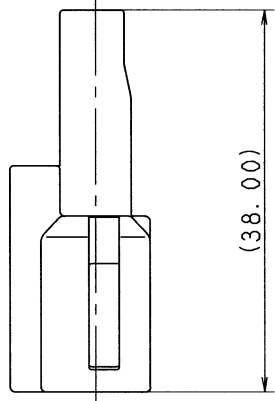


TABLE 2

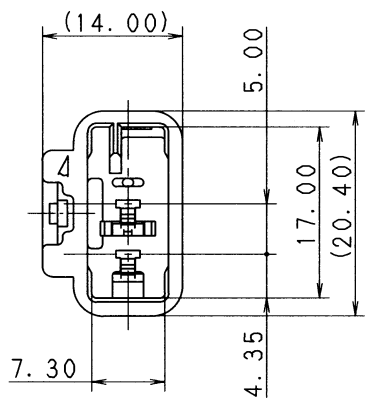
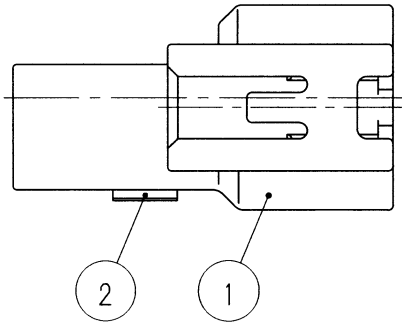
YAZAKI SUB ASSEMBLY PART NO.	YAZAKI PART NO.	COLOR
7282-1026, [A]	7182-1026	NATURAL
7282-1026-10, [A]	7182-1026-10	DARK GRAY
7282-1026-30, [A]	7182-1026-30	BLACK
7282-1026-40, [A]	7182-1026-40	LIGHT GRAY
7282-1026-50, [A]	7182-1026-50	ORANGE
7282-1026-60, [A]	7182-1026-60	GREEN
7282-1026-70, [A]	7182-1026-70	YELLOW
7282-1026-80, [A]	7182-1026-80	BROWN
7282-1026-90, [A]	7182-1026-90	BLUE

注記

- 1. 嵌合相手品番 : 7283-1026 ETC.
- 2. 適用端子品番 : 7114-4020 ETC.

NOTES

- 1. MATING PART NO. : 7283-1026 ETC.
- 2. APPLICABLE TERMINAL NO. : 7114-4020 ETC.



ISSUE MARK

								CUSTOMER				MATL. SPEC.			TREAT. & FIN.											
								CUSTOMER PART NO.				CUSTOMER DWG NO.			NAME											
<table border="1"> <tr> <td>△</td> <td>97.02.17</td> <td>CHANGED FORM, [A]</td> <td>C97-L361</td> <td>H. K</td> </tr> <tr> <td></td> <td>96.04.15</td> <td>NEW</td> <td>C96-L542</td> <td>H. K</td> </tr> </table>								△	97.02.17	CHANGED FORM, [A]	C97-L361	H. K		96.04.15	NEW	C96-L542	H. K	OFFICE				TRIAL PART NO.			090II 2P CONNECTOR HOUSING	
△	97.02.17	CHANGED FORM, [A]	C97-L361	H. K																						
	96.04.15	NEW	C96-L542	H. K																						
LET DATE REVISION RECORD NO. CHKD								VENDOR				VENDOR NO.			MALE SUB ASSEMBLY											
GENERAL TOLERANCE								DWG TYPE				DWG SOURCE			PART NO.											
	10MAX	50MAX	100MAX	250MAX	2500VR	ANGLE	ECCENT	R	NEW	96.04.15	mm	2/1	3	7282-1026 ETC.												
A	±0.15	±0.2	±0.3	±0.5	±0.75	±30'	0.1	APPROVED	CHECKED	CHECKED	DESIGN	DRAWN		DWG NO.												
B	±0.2	±0.3	±0.55	±0.95	±1.4	±30'	0.1			T. MIWA		HIRATA		7282-1026:R												
C	±0.3	±0.5	±0.8	±1.4	±2	±30'	0.15							SET DWG NO.												
SPECIFIED								MASS				97.02.24			97.02.21											
								g				96.03.05			97.02.17											
															YAZAKI CORPORATION											

1

2

3

