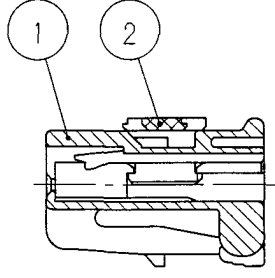
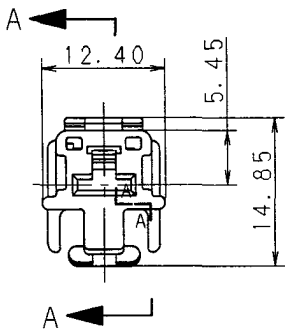
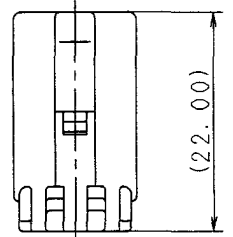


TABLE 1		3			
SUB ASSEMBLY PART NO. AND CH. CODE	NO.	PART NO. AND CH. CODE	MATERIAL	COLOR	QTY.
7283-1210 ETC.	①	SEE TABLE 2	△ HPA	SEE TABLE 2	1
	②	7157-4369	△ HPA	NATURAL	1



SEC. A-A




△ TABLE 2			
SUB ASSEMBLY PART NO. AND CH. CODE	PART NO. AND CH. CODE	COLOR	
7283-1210. △	7183-1210	NATURAL	
7283-1210-10. △	7183-1210-10	DARK GRAY	
7283-1210-30. △	7183-1210-30	BLACK	
7283-1210-40. △	7183-1210-40	LIGHT GRAY	
7283-1210-50. △	7183-1210-50	ORANGE	
7283-1210-90. △	7183-1210-90	BLUE	

NOTES

- MATING PART NO. : 7282-1210 ETC.
- APPLICABLE TERMINAL NO. : 7116-4030 ETC.

注記

- 嵌合相手品番 : 7282-1210 ETC.
- 適用端子品番 : 7116-4030 ETC.



△ 99.02.03		ELIMINATED COLOR NO.	C99-L184	T. M	CUSTOMER		MTRL. SPEC.		SEE TABLE 1	TREAT. & FIN.			
△ 97.09.25		CHANGED MATERIAL. △	C97-N069	M. I	CUSTOMER PART NO.		CUSTOMER DWG NO.						
91.03.04		NEW	C91-L173	K. I	OFFICE		TRIAL PART NO.		NAME 187 1P CONNECTOR				
LET	DATE	REVISION RECORD	NO.	CHKD	VENDOR		VENDOR NO.		SUB ASSEMBLY FEMALE				
GENERAL TOLERANCE				VENDOR NO.		DWG TYPE		DWG SOURCE	DWG DATE	UNIT	SCL	ANGLE	
	10MAX	50MAX	100MAX	250MAX	2500VR	ANGLE	ECCENT	R	NEW	91.03.04	mm	2/1 3	
A	±0.15	±0.2	±0.3	±0.5	±0.75	±30'	0.1	APPROVED	CHECKED	CHECKED	DESIGN	DRAWN	
B	±0.2	±0.3	±0.55	±0.95	±1.4	±30'	0.1	加藤	山梨	輪	H. HANAZAKI	KANAZAWA	
○	±0.3	±0.5	±0.8	±1.4	±2	±30'	0.15	99.07.10	99.02.09	99.02.08	杉山	心	
SPECIFIED				MASS		g		99.07.10		99.02.09		99.02.03	
												YAZAKI CORPORATION	

