

1

2

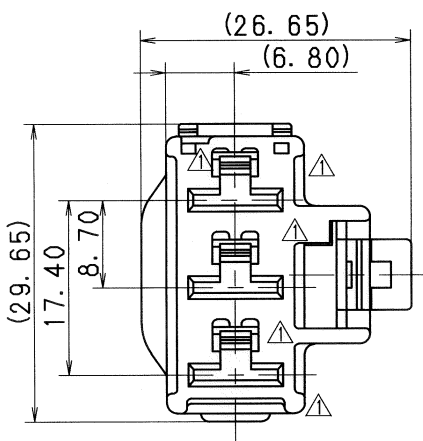
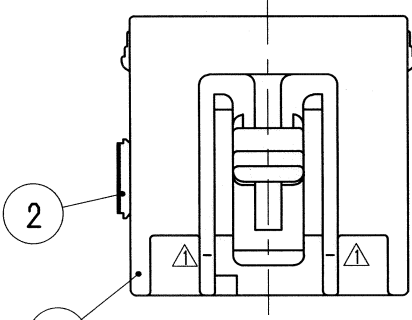
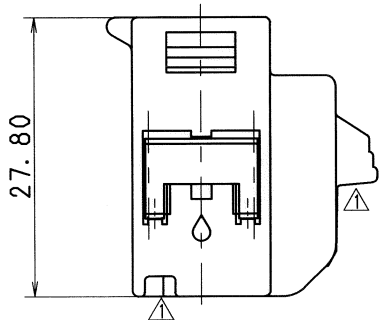
3

TABLE 1

SUB ASSEMBLY PART NO. AND CH. CODE	NO.	△ PART NAME	PART NO. AND CH. CODE	MATERIAL	COLOR	△ QTY.
7283-3030 ETC.	①	HOUSING	SEE TABLE 2	△ HPA	SEE TABLE 2	1
	②	SPACER	7157-4099	△ HPA	NATURAL	1

△ TABLE 2

SUB ASSEMBLY PART NO. AND CH. CODE	PART NO. AND CH. CODE	COLOR
7283-3030, □	7183-3030	NATURAL
7283-3030-30, □	7183-3030-30	BLACK
7283-3030-40, □	7183-3030-40	LIGHT GRAY
7283-3030-50, □	7183-3030-50	ORANGE
7283-3030-70, □	7183-3030-70	YELLOW
7283-3030-90, □	7183-3030-90	BLUE



NOTES

- △ 1. APPLICABLE TERMINAL NO. : 7116-6040 ETC.
- △ 2. MATING PART NO. : 7282-3030 ETC.

注記

- △ 1. 適用端子番 : 7116-6040 ETC.
- △ 2. 嵌合相手番 : 7282-3030 ETC.

△	07/02/16	CHANGED PART NAME, ETC. □	C07-Z142	H. I
△	99.02.03	CHANGED NOTE	C99-L185	T. M
△	98.12.04	ADDED COLOR NO. & ELIMINATED COLOR NO.	C98-N053	T. M
△	96.07.02	CHANGED FORM & CHANGED MATERIAL. □	C96-M162	H. K
	90.11.10	NEW	C90-M215	M. H
LET	DATE	REVISION RECORD	NO.	CHKD

CUSTOMER		MATL. SPEC.	TREAT. & FIN.
CUSTOMER PART NO.	CUSTOMER DWG NO.	SEE TABLE 1	
OFFICE	TRIAL PART NO.	NAME △ 8.0 (312) 3P CONNECTOR	
VENDOR		SUB ASSEMBLY FEMALE	
VENDOR NO.			

GENERAL TOLERANCE							
	10MAX	50MAX	100MAX	250MAX	2500VR	ANGLE	ECCENT
A	±0.15	±0.2	±0.3	±0.5	±0.75	±30'	0.1
B	±0.2	±0.3	±0.55	±0.95	±1.4	±30'	0.1
◎	±0.3	±0.5	±0.8	±1.4	±2	±30'	0.15
SPECIFIED							MASS

DWG TYPE	DWG SOURCE	DWG DATE	UNIT	SCL	ANGLE
R	NEW	90.11.10	mm	2/1	3
APPROVED	CHECKED	CHECKED	DESIGN	DRAWN	
山梨	三輪	—	Y. OHTA	C. AGCAOILI	
07.2.19	07.02.19		88.12.01	07/02/16	

PART NO. CH. CODE	7283-3030 ETC.	SET DWG NO.	
DWG NO.	7283-3030:R	YAZAKI CORPORATION	

1

2

3



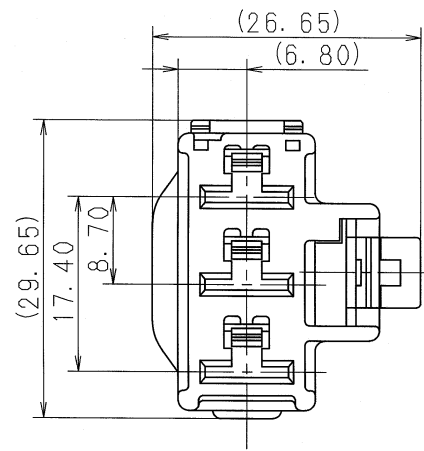
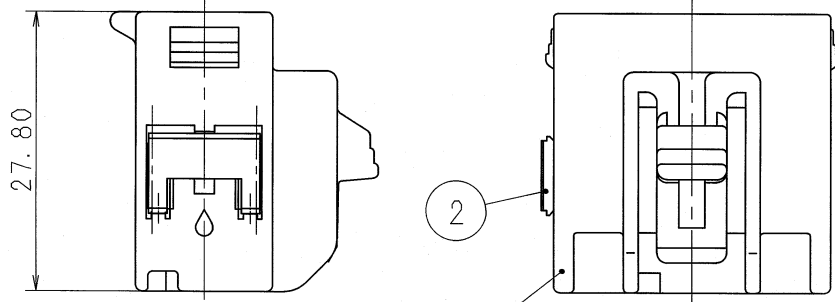
1 2 3

TABLE 1

SUB ASSEMBLY PART NO. AND CH. CODE	NO.	PART NO. AND CH. CODE	MATERIAL	COLOR	QTY.
△7283-3034 ETC.	①	△SEE TABLE 2	PBT	△SEE TABLE 2	1
	②	7158-5384	PBT	NATURAL	1

TABLE 2

SUB ASSEMBLY PART NO. AND CH. CODE	PART NO. AND CH. CODE	COLOR
7283-3034	7183-3034	NATURAL
△7283-3034-70	7183-3034-70	YELLOW



NOTES

1. APPLICABLE TERMINAL NO. : 7116-6040 ETC.
2. MATING PART NO. : 7282-3030 ETC.

注記

1. 通用端子番 : 7116-6040 ETC.
2. 嵌合相手番 : 7282-3030 ETC.

ISSUE MARK

△	02.10.28	ADDED COLOR NO. & CHANGED PART NAME	C02-Y087	T. H	CUSTOMER	CUSTOMER PART NO.	CUSTOMER DWG NO.	MATL. SPEC.	SEE TABLE 1	TREAT. & FIN.						
	99.05.11	NEW	C99-L421	T. M	OFFICE	TRIAL PART NO.		NAME	△8.0 (312) 3P CONNECTOR							
LET	DATE	REVISION RECORD	NO.	CHKD	VENDOR			SUB ASSEMBLY FEMALE								
GENERAL TOLERANCE					VENDOR NO.											
	10MAX	50MAX	100MAX	250MAX	2500VR	ANGLE	ECCENT	DWG TYPE	DWG SOURCE	DWG DATE	UNIT	SCL	ANGLE	PART NO. CH. CODE	△7283-3034 ETC.	
A	±0.15	±0.2	±0.3	±0.5	±0.75	±30'	0.1	R	NEW	99.05.11	mm	2/1	3	DWG NO.	7283-3034:R	
B	±0.2	±0.3	±0.55	±0.95	±1.4	±30'	0.1	APPROVED	CHECKED	CHECKED	DESIGN	DRAWN		SET DWG NO.		
©	±0.3	±0.5	±0.8	±1.4	±2	±30'	0.15	Y. OHTA		T. KAZAMA						
SPECIFIED					MASS	g	02.10.29		02.10.28		88.12.09		02.10.28		YAZAKI CORPORATION	

1 2 3

