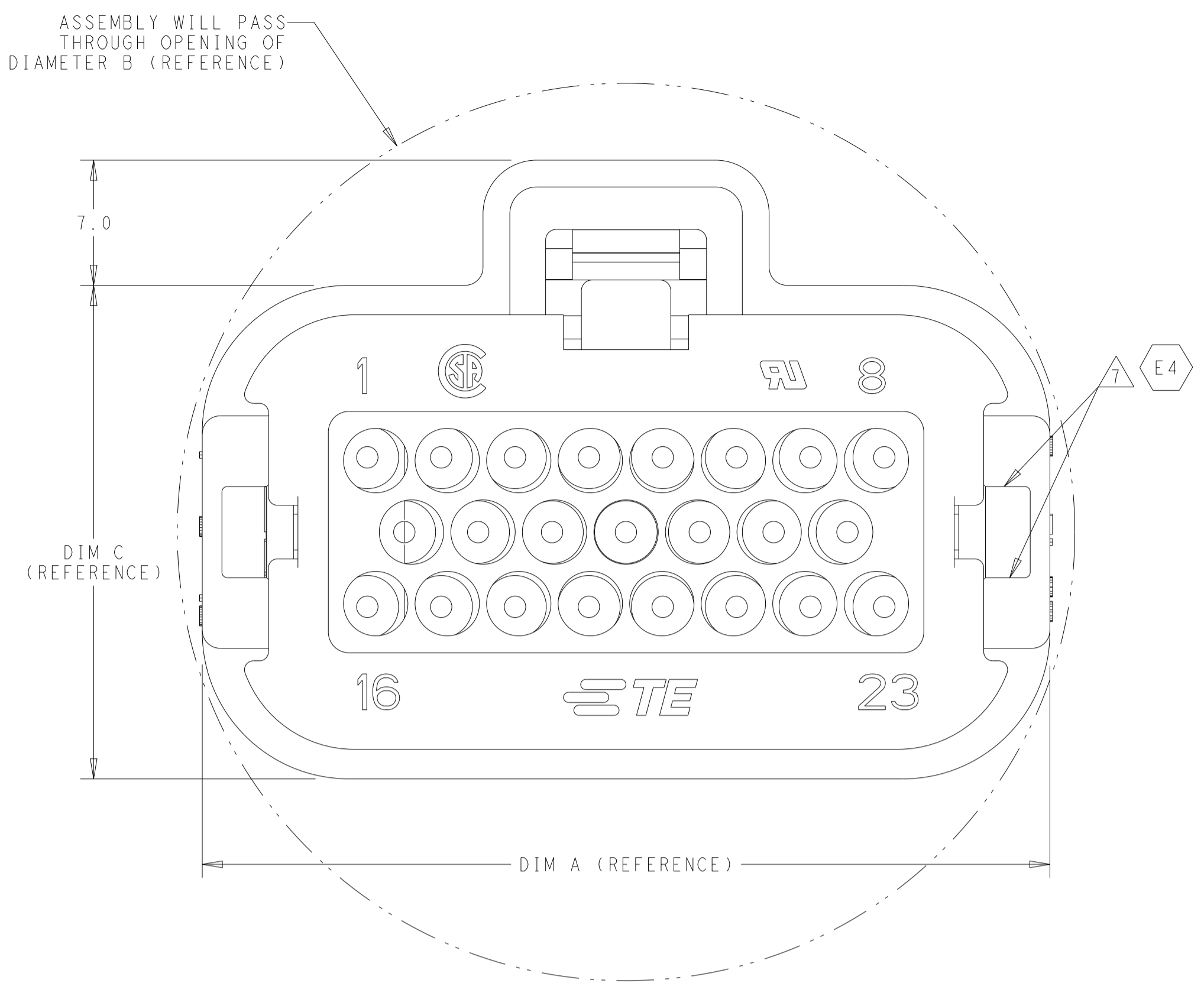
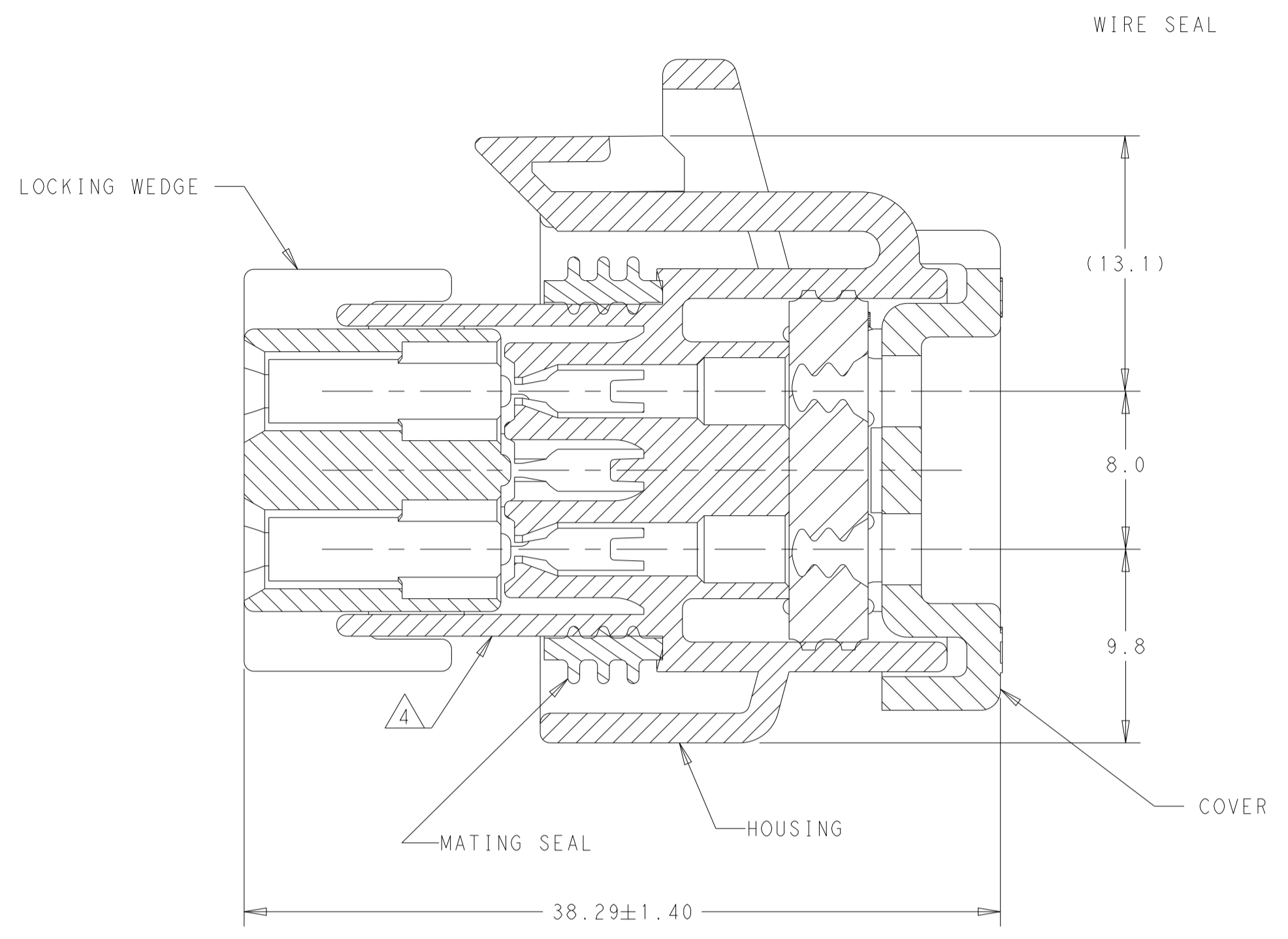


REVISIONS					
P	LTN	DESCRIPTION	DATE	DWN	APVD
E2	ECR-23-179751		28JUN2023	DCS	DCS
E3	ECR-24-229855		22JAN2025	QS	CB
E4	ECR-25-244027		16JUN2025	QS	DK
E5	ECR-26-276638		22APR2026	QS	HD



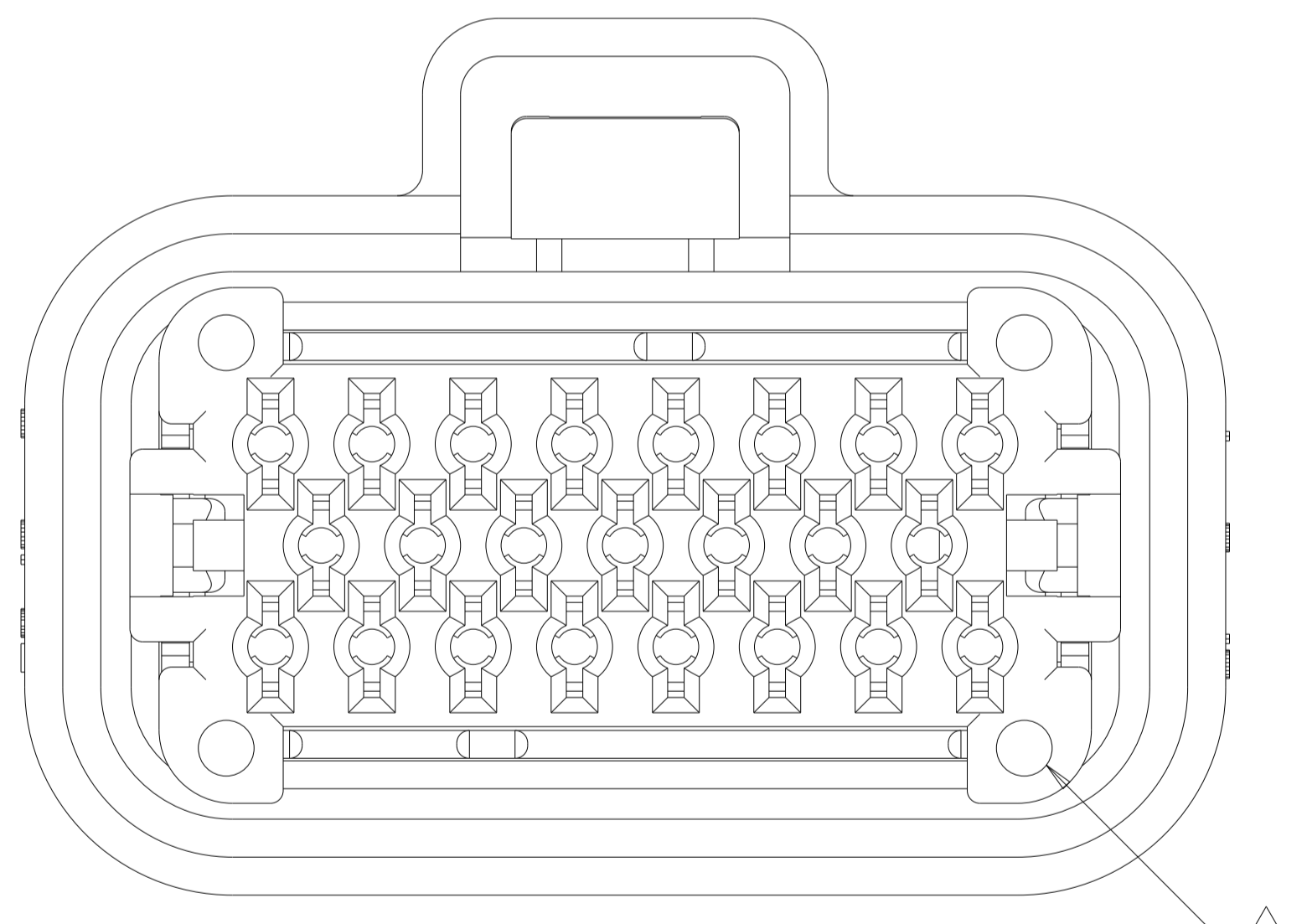
- MATERIAL: HOUSING - UL94V-0 PBT+PC
 LOCKING WEDGE - UL94V-0 PBT, RED
 COVER - UL94V-0 PBT, BLACK
 MATING SEAL - SILICONE
 WIRE SEAL - SILICONE
 - HOUSING COLORS ARE MECHANICALLY KEYED TO MATE WITH IDENTICALLY COLORED HEADER ASSEMBLIES
 - PLUG USES REELED TERMINAL 770520 OR LOOSE PIECE TERMINAL 770854. SEE TABLE 1 FOR WIRE RANGE
- △4 DATE CODE ON THIS SURFACE. USES 5 DIGIT CODE: FIRST 2 DIGITS = YEAR, SECOND 2 DIGITS = WEEK, LAST DIGIT = DAY
- △5 CIRCUITS 3, 7, 16, 17, 21, 22 BLOCKED
- △6 OPTIONAL VOID CORING ON 35 POSITION PLUG ASSEMBLY 776164
- △E4 △7 OPTIONAL STEP FEATURES ALLOWED ON BOTH OPENINGS OF THE PART

23-POSITION CONNECTOR SHOWN, SEE TABLE BELOW FOR ALTERNATE DIMENSIONS.

CONNECTOR SIZE	A	B	C
8-POSITION	27.4	40	27.50
14-POSITION	35.4	44	27.60
23-POSITION	47.4	50	27.60
35-POSITION	63.4	66	27.45

TERMINAL PART NUMBER	WIRE SIZE		INSULATION RANGE
	mm ²	AWG	
770520-1 AND 770520-3	0.5	20 TXL	1.7-2.7
	0.8	18 TXL	
	1.0 FLY	-	2.2-2.4
	1.5	16 TXL	
1.5 FLY	-		

TABLE 1



BOTTOM VIEW WITH LOCKING WEDGE

PART NUMBER	MATING HEADER	RIGHT-ANGLE	WIRE SEAL COLOR	MATING SEAL COLOR	HOUSING COLOR	NO. OF POSITIONS	PART NUMBER
776230, 776231	776180, 776163	RED	RED	RED	35-POSITION	776164-6	776164-5
						776164-4	776164-2
						776164-1	
776200, 776228	770669, 770687	GREEN	RED	RED	23-POSITION	770680-5	770680-4
						△5 770680-3	770680-2
						770680-1	
776261, 776262	776266, 776267	GREEN	GREEN	GREEN	14-POSITION	776273-5	776273-4
						776273-2	776273-1
776275, 776276	776279, 776280	YELLOW	YELLOW	YELLOW	8-POSITION	776286-2	776286-1

THIS DRAWING IS A CONTROLLED DOCUMENT.

DIMENSIONS: mm
 TOLERANCES UNLESS OTHERWISE SPECIFIED:
 0 PLC ±0.2
 1 PLC ±0.2
 2 PLC ±0.2
 3 PLC ±0.2
 4 PLC ±0.2
 ANGLES ±0.5
 FINISH

MATERIAL: SEE NOTE 1

APVD: G. BROWN
 PRODUCT SPEC: 108-1329
 APPLICATION SPEC: 114-16016

DATE: 29JUN2015

NAME: PLUG ASSEMBLY, AMPSEAL FAMILY DRAWING

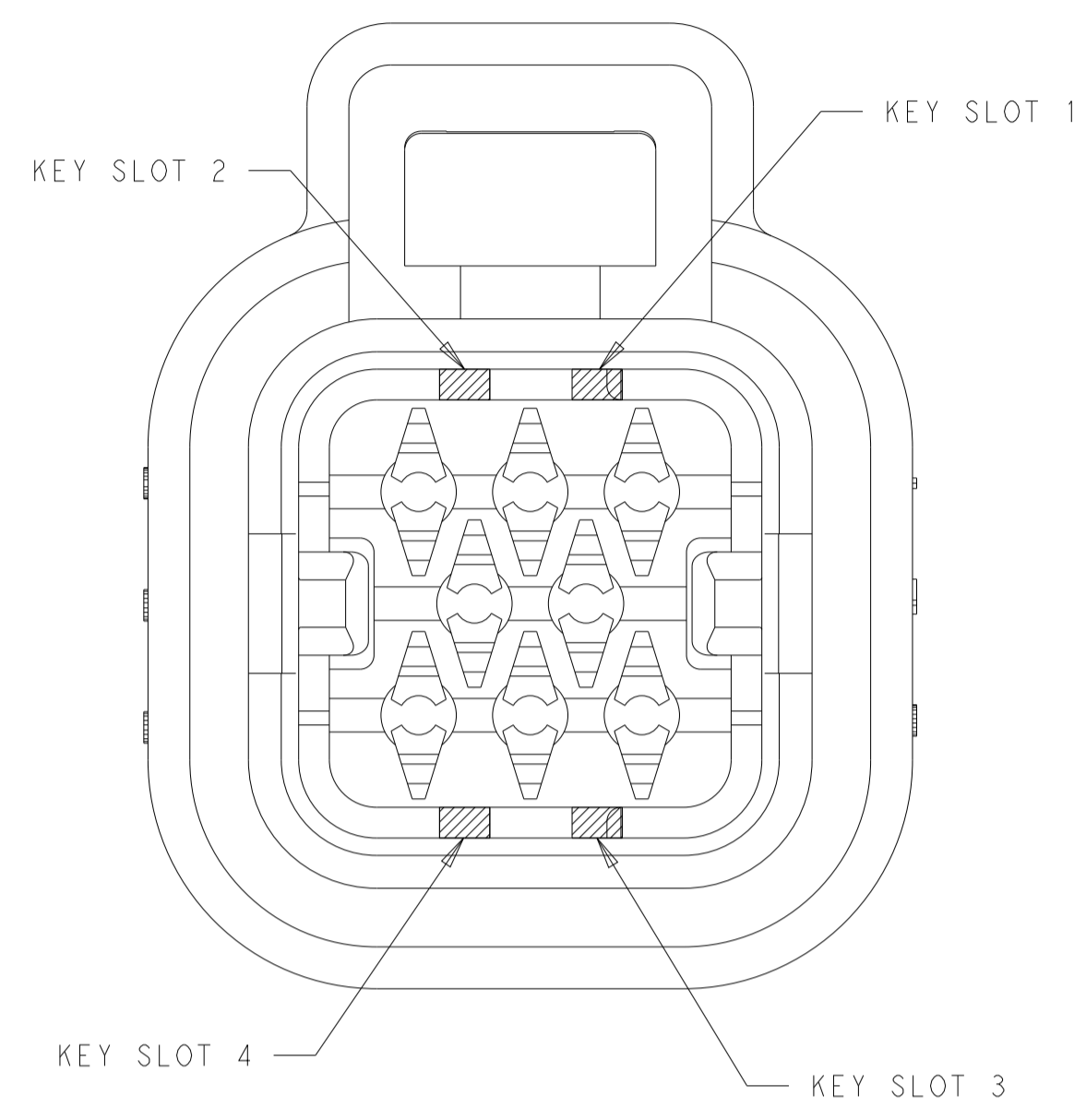
SIZE: A1
 CAGE CODE: 00779
 DRAWING NO: 2293782

RESTRICTED TO: -

CUSTOMER DRAWING

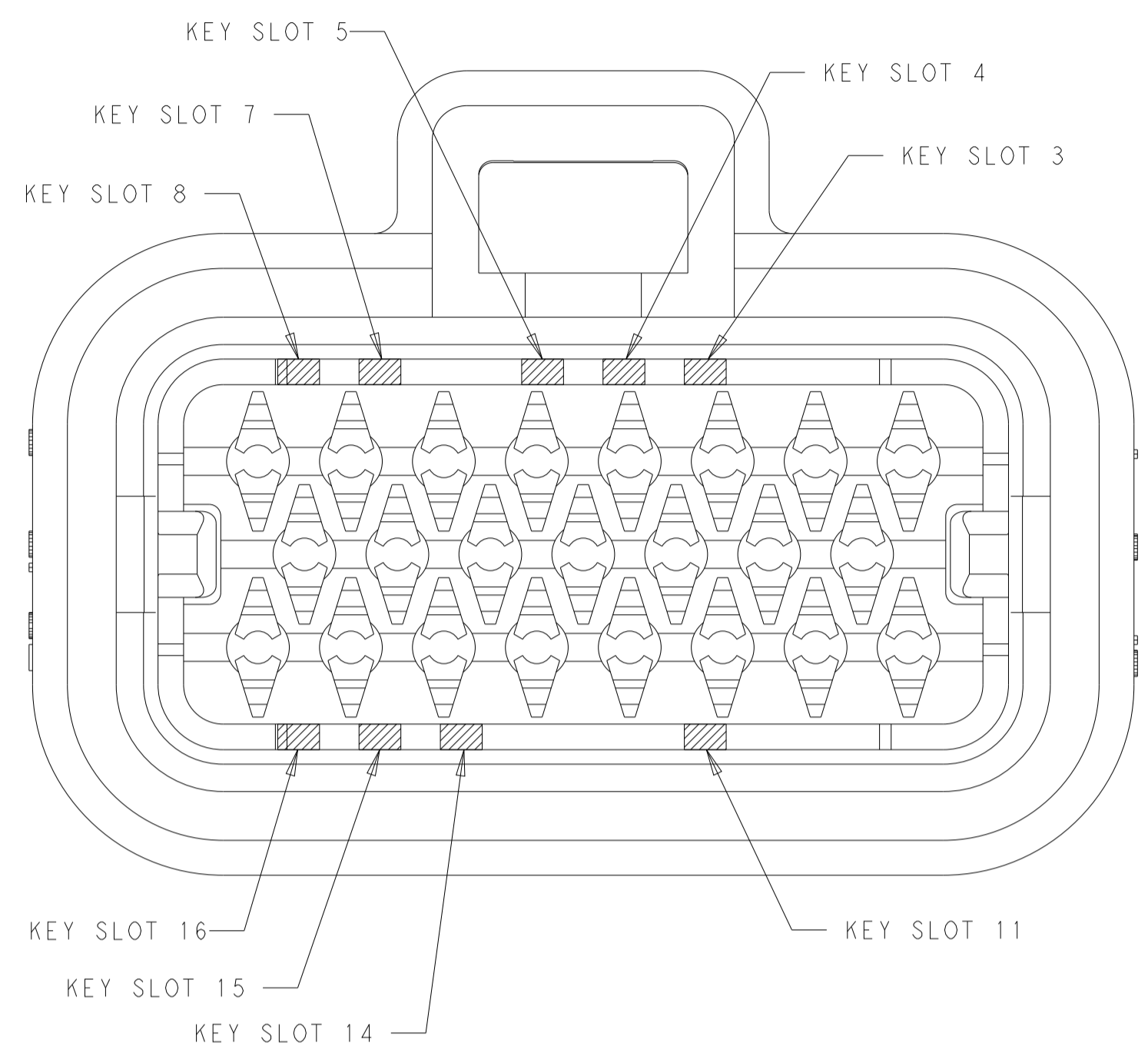
SCALE: 4:1
 SHEET: 1 OF 2
 REV: E5

REVISIONS				
P	LTN	DESCRIPTION	DATE	APVD
-	-	SEE SHEET 1	-	-



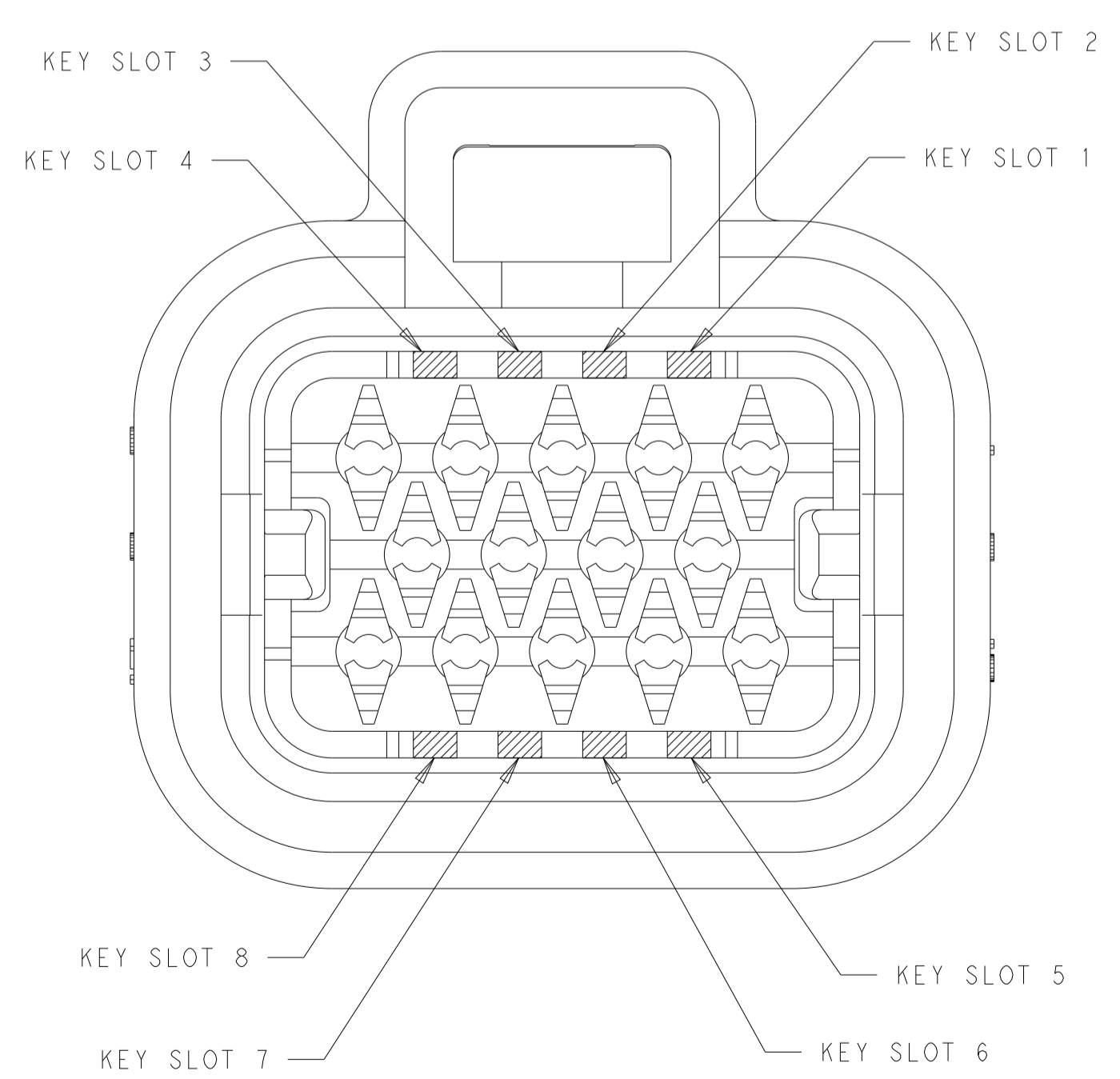
1 & 3	NATURAL	776286-2
2 & 4	BLACK	776286-1
KEY SLOT LOCATION (SEE VIEW ABOVE)	COLOR	PART NUMBER

8-POSITION CONNECTOR
KEY SLOT LOCATIONS
SCALE 4:1



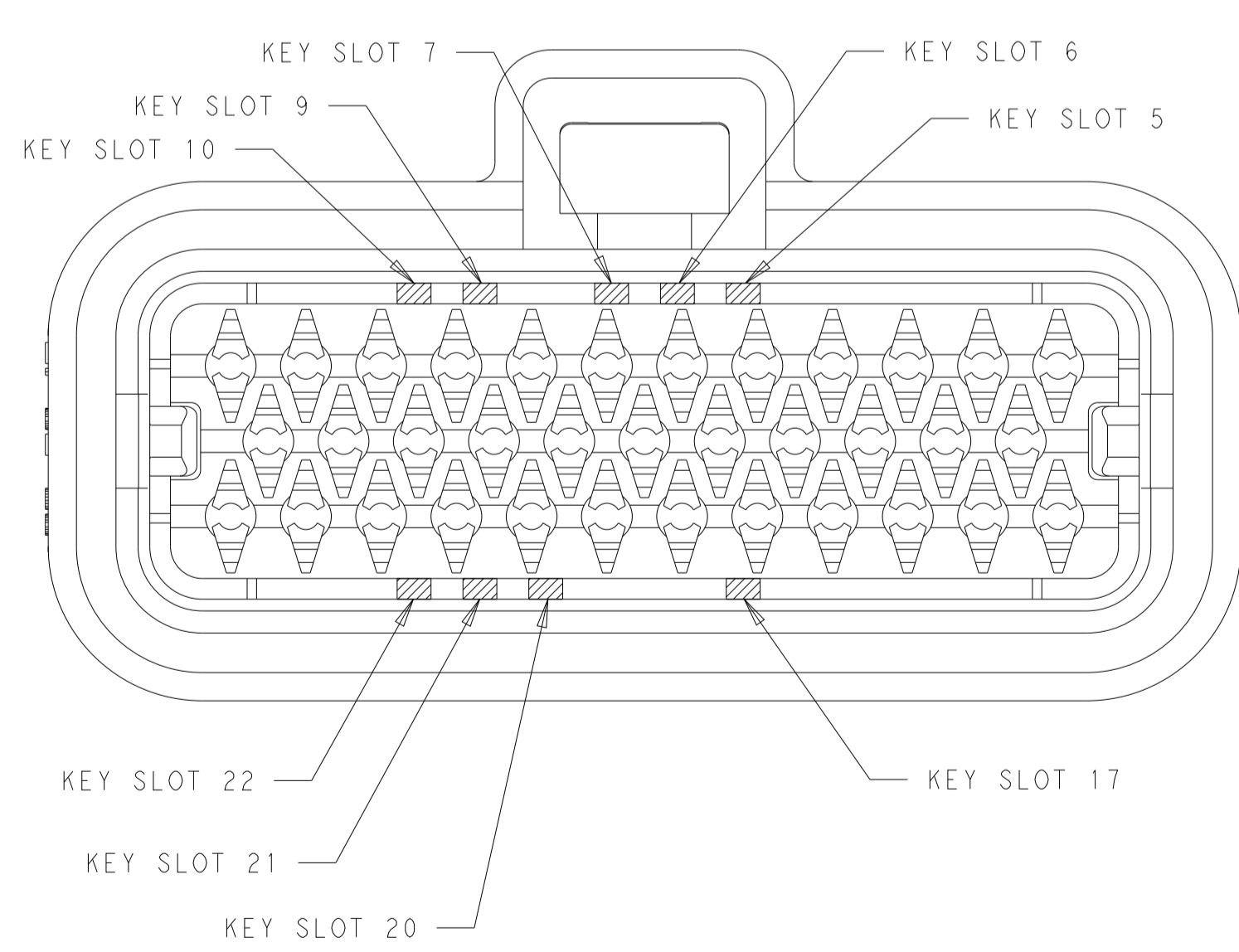
3, 8 & 16	BLUE	770680-5
7 & 15	GREY	770680-4
4 & 14	BLACK	770680-3
5 & 11	NATURAL	770680-2
4 & 14	BLACK	770680-1
KEY SLOT LOCATION (SEE VIEW ABOVE)	COLOR	PART NUMBER

23-POSITION CONNECTOR
KEY SLOT LOCATIONS
SCALE 4:1



3 & 5	BLUE	776273-5
2 & 8	GREY	776273-4
1 & 6	NATURAL	776273-2
3 & 7	BLACK	776273-1
KEY SLOT LOCATION (SEE VIEW ABOVE)	COLOR	PART NUMBER

14-POSITION CONNECTOR
KEY SLOT LOCATIONS
SCALE 4:1



7 & 22	ORANGE	776164-6
5, 10, 22	BLUE	776164-5
9 & 21	GREY	776164-4
7 & 17	NATURAL	776164-2
6 & 20	BLACK	776164-1
KEY SLOT LOCATION (SEE VIEW ABOVE)	COLOR	PART NUMBER

35-POSITION CONNECTOR
KEY SLOT LOCATIONS
SCALE 3:1

THIS DRAWING IS A CONTROLLED DOCUMENT.

DIMENSIONS:	TOLERANCES UNLESS OTHERWISE SPECIFIED:	OWN: A. MARTIN 11JUN2015	TE Connectivity NAME: PLUG ASSEMBLY, AMPSEAL FAMILY DRAWING
mm	0 PLC ±	CHK: D. STRAUSSER 29JUN2015	
	1 PLC ±0.2	APVD: G. BROWN 29JUN2015	
	2 PLC ±	PRODUCT SPEC	
MATERIAL:	FINISH:	SIZE: 108-1329	RESTRICTED TO:
SEE NOTE 1		APPLICATION SPEC	A100779C=2293782
		ANGLES ±	SCALE: 1:1 SHEET 2 OF 2 REV E5
		WEIGHT:	CUSTOMER DRAWING