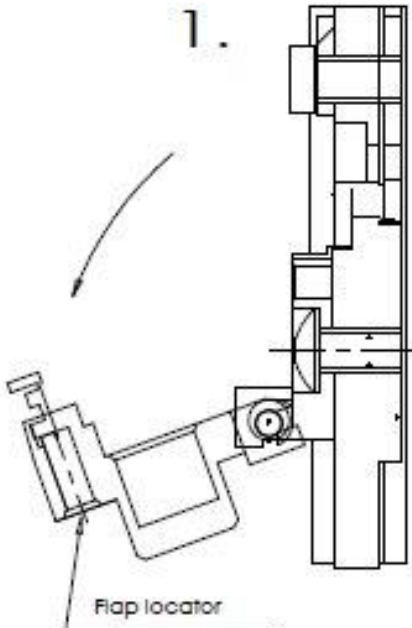
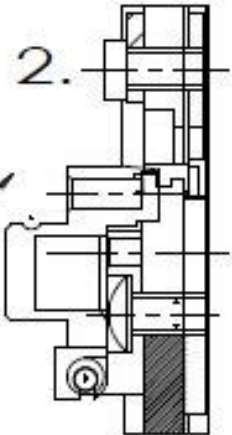


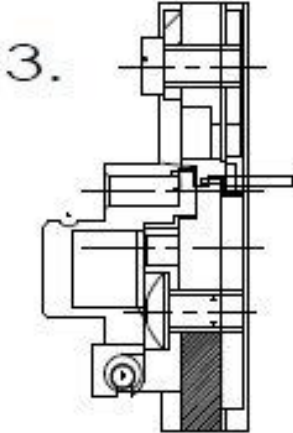
OPERATION INSTRUCTIONS



1. Open flap locator and insert contact up to stop.
2. Close flap locator.



3. Close handtool until first ratchet.
4. Insert wire up to stop.



5. Close handtool until the ratchet releases.
6. Open flap locator and carefully remove the wire.

